

Fréttarit KOS

Nr. 31

**Tölur síðustu sex mánuði ársins 2003
og fyrstu sex mánuði ársins 2004**

KJARARANNSÓKNARNEFND OPINBERRA STARFSMANNA (KOS)
skipa nú eftirtaldir aðilar:

Fulltrúar atvinnurekenda:

Birgir Björn Sigurjónsson
Gunnar Björnsson
Hrönn Pálsdóttir
Karl Björnsson
- óskipað

Fulltrúar launafólks:

Árni Sigurjónsson
Eiríkur Jónsson
Halldóra Friðjónsdóttir
Jens Andrésson
Ragnar Ingimundarson

Framkvæmdastjórn **KOS** skipa:

Birgir Björn Sigurjónsson, Halldóra Friðjónsdóttir, Hrönn Pálsdóttir
og Ragnar Ingimundarson

Skrifstofa **KOS**

Framkvæmdastjóri : Geir Thorsteinsson
Fulltrúi : óráðið

Heimilisfang :

KJARARANNSÓKNARNEFND OPINBERRA STARFSMANNA
BORGARTÚNI 21, 4. hæð.
105 REYKJAVÍK

Síminn hjá KOS er: 562 - 6030

Netfang: kos@simnet.is
Heimasíða á Netinu: <http://www.simnet.is/kos>

EFTIRPRENTUN ER HEIMIL ÚR RITINU, ENDA SÉ UPPRUNA GETIÐ

ISSN 1027-4081

KJARARANNSÓKNARNEFND OPINBERRA STARFSMANNA starfar samkvæmt
34. grein laga nr. 94/1986 um kjarasamninga opinberra starfsmanna, sem hljóðar þannig:

Á vegum þeirra aðila, sem lög þessi taka til, starfi nefnd er annist kjararannsóknir
og aðra upplýsingaöflun vegna kjarasamninga.

Nefndin skal skipuð jafnmörgum fulltrúum stéttarféлага og vinnuveitenda
samkvæmt nánari ákvæðum í reglugerð sem sett skal að fengnum tillögum heildarsamtaka
opinberra starfsmanna og Sambands íslenskra sveitarféлага.

Nefndin setur sér starfsreglur, m.a. um starfssvið og starfshætti.

Kostnaður við störf nefndarinnar greiðist úr ríkissjóði.

FRÉTTARIT KOS

Nr. 31

Október 2004

Tölur síðustu sex mánuði ársins 2003
og fyrstu sex mánuði ársins 2004

Útgefandi: Kjararannsóknarnefnd
opinberra starfsmanna

Skrifstofa KOS: Borgartúni 21, 4. hæð
105 REYKJAVÍK
Sími: 562-6030

Netfang: kos@simnet.is

Heimasíða KOS: <http://www.simnet.is/kos>

Efnisyfirlit

1. Fréttarit KOS Nr. 30

- 1.1 Skýringar5
- 1.2 Frá framkvæmdastjórn KOS 7
- 1.3 Listi yfir stéttarfélög og hópa sem eru í heftinu 8

2. Starfsmenn ríkis og Reykjavíkurborgar

- 2.1 Yfirlit um skiptingu og fjölda opinberra starfsmanna 9
- 2.2 Meðallaun opinberra starfsmanna ríkis og Reykjavíkurborgar 10
- 2.3 Dreifing dagvinnulauna stéttarfélaga og hópa eftir kyni í nóv. 2003. 12

3. Meðaltal dagvinnulauna, yfirvinnulauna og annarra launa

- 3.1 BSRB, ríkisstarfsmenn 17
- 3.2 BHM, ríkisstarfsmenn 23
- 3.3 Kennarasamband Íslands, ríkisstarfsmenn 36
- 3.4 Ýmsir, ríkisstarfsmenn 37
- 3.5 Starfsmenn Reykjavíkurborgar 45

4. Ýmislegt

- 4.1 Vísitala neysluverðs (framfærsluvísitala) með grunn 1981: 49

1. Fréttarit KOS

1.1 Skýringar

Í þessari útgáfu eru starfsmenn ríkisins, sem fá greidd laun sem unnin eru í launavinnslukerfi ríkisins og starfsmenn Reykjavíkurborgar sem fá laun greidd úr launakerfi Reykjavíkurborgar. Væntanlega verður unnið að því að taka inn

hópa frá fleiri bæjar- og sveitarfélögum og fyrst um sinn er miðað við að fá tölur frá öllum kaupstöðum svo og öðrum sveitarfélögum, sem hafa fleiri en 1000 íbúa.

Skýringar:

GR. STG.	=	Greidd stöðugildi í dagvinnu (Stg.)
STÖÐUGILDI	=	Samanlagt starfshlutfall starfsmanna í hverjum hóp. (STG).
DAGVINNUL.	=	Laun og aðrar greiðslur sem greiddar eru fyrir dagvinnutíma, (Dl.)
YFIRVL.	=	Greidd laun fyrir yfirvinnu. (Yl.)
ÖNNUR L.	=	Öll önnur greidd laun á launaseðlum. (Öl.)
HEILDARL.	=	Summan af dagvinnulaunum, yfirvinnulaunum og öðrum launum (Hl.)
MEÐAL MÁN- AÐARLAUN	=	Summa dagvinnulauna deilt með summu stöðugilda fyrir hvert félag eða hóp

Breyting var gerð á vinnslu dagvinnulauna frá og með 1990. Öll laun sem tilheyra dagvinnu reiknast nú sem dagvinnulaun og um leið reiknast þau yfir í hlutfall stöðugilda og koma þar einnig til viðbótar.

Á undanförunum árum hafa orðið breytingar á aðild stéttarfélaganna að bandalögum og hópar starfsmanna, sem áður voru í tilteknu stéttarfélagi, hafa stofnað ný en dæmi eru einnig um stéttarfélög sem hafa sameinast. Þá hafa orðið umfangsmiklar breytingar á tímabilinu á

hópunum „Kjaradómur“ og „Utan félaganna“ einkum vegna setningar laga nr. 120/1992 um Kjaradóm og kjaranefnd, sem leiddi m.a. til þess að stofnað var til hópsins „Kjaranefnd“ frá mars 1993. Í kjölfar setningar laga nr. 70/1996 og afleiddra lagabreytinga á sérlögum hafa enn orðið tilfærslur í hópunum „Kjaradómur“ og „Kjaranefnd“. Þessar breytingar hafa falið í sér að einstaklingar sem voru yfirleitt áður í stéttarfélögum (háskólamanna) hafa verið settir undir Kjaradóm og Kjaranefnd. Þá var með lögum ákveðið að frá 1. ágúst 1996

skyldu kennarar og skólastjórnendur við grunnskóla vera starfsmenn sveitarfélaga. Ekki eru gerðar sérstakar ráðstafanir til að reikna hópa, félög eða bandalög afturvirkir út frá breyttum forsendum. Í flestum tilvikum byrja slíkir hópar eða félög frá þeim tíma sem til þeirra er stofnað. Stjórnumerkt er við slík félög

og getið upphafstímabilis sem kaupmáttarútreikningur miðast við.

Athuga ber að meðaltölur launa sumarmánaða eru að jafnaði lægri en aðra mánuði vegna afleysinga og ráðninga sumarfólks.

Ástæða er til að vekja sérstaka athygli á breyttum hlutföllum launategunda hjá mörgum stéttarfélögum, sem m.a. má rekja til nýja launakerfisins, sem tók gildi í kjölfar kjarasamninga á árabílinu 1997 - 2002. Dagvinnulaunahluti þeirra eykst en yfirvinnuhluti minnkar.

Jafnframt geta verið sveiflur í launum á milli mánaða hjá einstökum stéttarfélögum og/eða hópum vegna afturvirkra leiðréttinga á launum.

1.2 Frá framkvæmdastjórn KOS

Í þessu hefti KOS eru upplýsingar á grunni frá og með árinu 1990. Eins og áður er unnið úr öllum greiddum launum frá viðkomandi launaskrifstofum.

Kosturinn við þessar upplýsingar, umfram þær sem fást við kaup og kjör annarra en þeirra er vinna hjá ríki og borg, er að hér er **ekki um úrtak** að ræða. Upplýsingarnar ná til launa, sem skráð eru í launavinnslukerfi ríkisins og launavinnslukerfi Reykjavíkurborgar. Þar með er ekki sagt að efnið sé gallalaust.

Tölurnar sýna laun allra þeirra, sem í starfi eru á hverjum tíma. Þetta getur valdið erfiðleikum í samanburði. T.d. lækka meðaldagvinnulaun flestra stéttarféлага yfir sumarmánuðina, vegna þess að sumarafleysingafólkið kemur inn í lægstu starfsaldursþrepin og verður að taka tillit til þess, þegar sumarmánuðirnir eru bornir saman við aðra mánuði.

Meðallaun og kaupmáttur lítilla hópa, geta breyst mjög mikið við það eitt, að nokkrir starfsmenn í efsta starfsaldursþrepi fara á eftirlaun en nýliðar taka við.

Stærsta vandamálið er þó að ná í samanburðarhæfar tölur um laun og aðrar

greiðslur til launþega á almennum vinnu-umarkaði og þeirra opinberu starfsmanna sem ekki eru í launavinnslukerfi ríkisins eða launavinnslukerfi Reykjavíkurborgar

KOS vinnur að því m.a. að finna leiðir til að endurbæta talnaefnið með tilliti til ofantalinna þátta.

Breytingar voru gerðar á útliti og innihaldi 20. Fréttarits KOS. Meðallaun á félög og hópa voru kyngreind, ef fjöldi karla eða kvenna nær 10 stöðugildum. Myndir sýna nú dreifingu dagvinnulauna innan hvers félags/hóps. Markmiðið með breytingunum er að gefa lesendum betri upplýsingar. Ætlunin er að fitja upp á frekari breytingum í framtíðinni.

1.3 Listi yfir stéttarfélög og hópa sem eru í heftinu

BSRB, ríkisstarfsmenn

Félag flugmálastarfrásmanna ríkisins
Félag starfsmanna stjórnarráðsins
Landssamband Lögreglumanna
Sjúkrliðafélag Íslands
Starfsmannafélag ríkisútvarpsins
Starfsmannafélag sjónvarpsins
Starfsmannafélag ríkisstofnana, tæknih.
Starfsmannafélag ríkisst., skrifstofuh.
Starfsmannafélag ríkisstofnana, heilbr.h.
Starfsmannafélag ríkisstofnana, alls
Tollvarðafélag Íslands
BSRB félögin hjá ríkinu, alls

BHM, ríkisstarfsmenn

Félag tækniháskólakennara
Kennarafélag KHÍ (Kennaraháskóla Íslands)
Dýralæknafélag Íslands
Stéttarfélag sálfræðinga á Íslandi.
Stéttarfélag sjúkraþjálfara
Iðjuþjálfafélag Íslands
Stéttarfélag íslenskra félagsráðgjafa
Meinataeknafeleg Íslands
Félag íslenskra geislafræðinga
Félag íslenskra náttúrufræðinga
Fél. ísl. félagsvísindamanna
Félag íslenskra fræða - kjaradeild
Ljósmeðrafélag Íslands
Stéttarfélag bókasafns- og upplýsingafræðinga
Félag fréttamanna
Félag háskólakennara
Félag háskólakennara á Akureyri
Fél. háskólam. starfsm. stjórnarráðsins
Félag íslenskra hjúkrunarfræðinga
Kjaraf. viðskipta- og hagfræðinga
Stéttarfél. háskólam. á matvæla- og næringsviði
Stéttarfélag lögfræðinga
Útgardur, félag háskólamanna
Þroskaþjálfafélag Íslands
BHM félögin hjá ríkinu, alls

Kennarasamband Íslands

Kennarasamband Íslands framhaldsskólar

Ýmsir hópar ríkisstarfsmanna

Félag íslenskra flugumferðarstjóra
Kjarafélag Tæknifræðingafélags Íslands
Læknafeleg Íslands
Starfsmannafél. Sinfóníuhlj. Íslands
Stéttarfélag verkfræðinga
Heilsugæslulæknar
Kjaranefnd prófessorar
Kjaradómur
Kjaradómur, dómara
Kjaranefnd
Leikarafélag Íslands
Utan félaga
Kjaranefnd prestar þjóðkirkjunnar
Stéttarfélag íslenskra lyfjafræðinga
Starfsmannafélag Alþingis

Reykjavíkurborg

Starfsmannafélag Reykjavíkurborgar
án háskólahóps
Starfsmannafélag Reykjavíkurborgar, háskólahópur
Starfsmannafélag Reykjavíkurborgar alls
Félag íslenskra leikskólakennara hjá Rborg.
Sjúkrliðafélag Íslands
Háskólahópur innan BHM
Háskólahópur utan bandalaga
Kennarahópur hjá Rborg

Önnur sveitarfélög.

Kos hefur m.a. að markmiði að safna upplýsingum frá öllum kaupstöðum og þeim sveitarfélögum sem hafa 1000 íbúa eða fleiri. Launakerfin sem notuð eru í sveitarfélögum hafa verið undirbúin til þess að skila gögnum, eða þá að verið er að undirbúa þau til þess að geta skilað þessum gögnum til KOS. Jafnframt hafa sum sveitarfélögin verið að skipta um tölvukerfi. Kjaranannsóknarnefnd (ASÍ og SA, skammstafað KRN) hefur unnið að því undanfarið ár að þróa prófunarforrit á þessi gögn. Áfram munu KOS og KRN safna upplýsingum sameiginlega frá sveitarfélögum. Í þessu hefti KOS eru ekki nýjar upplýsingar frá öðrum sveitarfélögum en Reykjavíkurborg, vegna starfsmannaskorts.

2. Starfsmenn ríkis og Reykjavíkurborgar

Hér á eftir fer yfirlit um samsetningu hópa og bandalaga skipt eftir kyni, upplýsingar um meðallaun og að síðustu

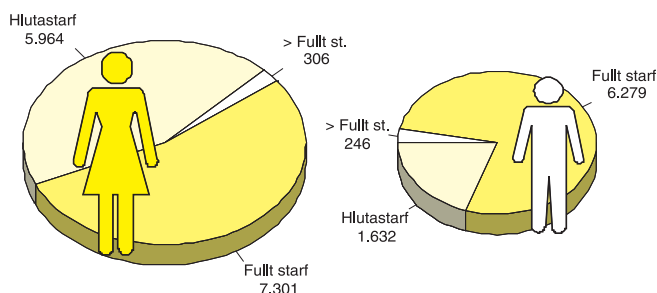
dreifing dagvinnulauna karla og kvenna skipt eftir stéttarfélögum/hópum.

2.1 Yfirlit um skiptingu og fjölda opinberra starfsmanna ríkis og Reykjavíkurborgar í maí 2004

Alls voru 21.728 einstaklingar í gagnasafninu í maí 2004. Það svarar til u.þ.b. 13,2 % af fjölda vinnandi manna á Ís-

landi. Konur voru 13.571 og karlar voru 8.157.

Mynd 2.1.1. Skipting fjölda eftir kyni og hlutfalli starfs



Taflan hér á eftir sýnir skiptingu starfsmanna eftir kyni og starfshlutfalli innan bandalaga og hópa. Eingöngu er um að ræða ríkisstarfsmenn neðangreindra bandalaga og hópa.

Tölurnar fyrir Reykjavíkurborg sýna skiptingu allra opinberra starfsmanna Reykjavíkurborgar.

Tafla 2.1.1 Skipting fjölda eftir hópum, kynjum og hlutfalli starfs.

Hópur	Kyn	Hlutastarf		Fullt starf		>Fullt starf		Samtölur	
		Fjöldi	Hlutfall	Fjöldi	Hlutfall	Fjöldi	Hlutfall	Fjöldi	Hlutfall
BSRB ríkisstarfsmenn	Karlar	644	24,59%	1.903	72,66%	72	2,75%	2.619	100,00%
	Konur	2.419	50,40%	2.262	47,13%	119	2,48%	4.800	100,00%
BHM ríkisstarfsmenn	Karlar	228	14,29%	1.309	82,02%	59	3,70%	1.596	100,00%
	Konur	1.621	44,77%	1.886	52,09%	114	3,15%	3.621	100,00%
Kennarasamband Íslands	Karlar	65	9,26%	632	90,03%	5	0,71%	702	100,00%
	Konur	163	23,87%	518	75,84%	2	0,29%	683	100,00%
Ýmsir ríkisstarfsmenn	Karlar	328	17,86%	1.426	77,63%	83	4,52%	1.837	100,00%
	Konur	172	24,75%	508	73,09%	15	2,16%	695	100,00%
Starfsmenn Reykjavíkurborgar	Karlar	367	26,16%	1.009	71,92%	27	1,92%	1.403	100,00%
	Konur	1.589	42,13%	2.127	56,39%	56	1,48%	3.772	100,00%

Hlutfallstölur eru reiknaðar af heildarfjölda einstaklinga innan hvers kyns innan hvers hóps eða bandalags

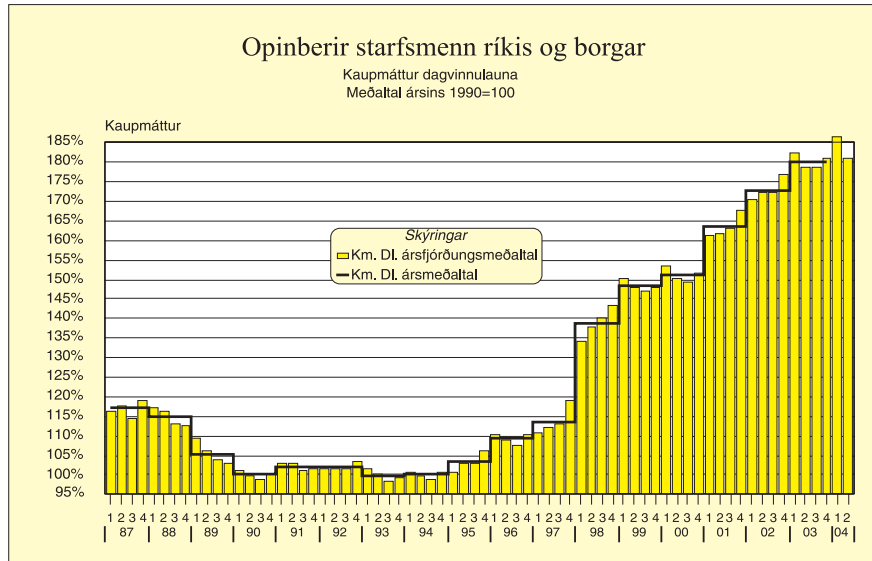
2.2 Meðallaun opinberra starfsmanna ríkis og Reykjavíkurborgar frá og með 1. ársfjórðungi 1987. Kaupmáttur miðast við meðaltal ársins 1990 = 100

Ár	Stg.	DI.	Breyting	HI.	Breyting	Km.DI	Km.HI.
1987	16.805,15	49.904		71.855		117,12	115,94
1988	17.515,13	61.496	23,23%	87.804	22,20%	114,76	112,65
1989	18.064,45	68.203	10,91%	97.777	11,36%	105,41	103,89
1990	18.486,49	74.761	9,62%	108.744	11,22%	100,00	100,00
1991	18.497,11	81.604	9,15%	121.686	11,90%	102,21	104,78
1992	19.011,68	84.693	3,79%	126.520	3,97%	102,01	104,77
1993	19.093,22	86.323	1,92%	128.262	1,38%	99,93	102,08
1994	19.539,24	87.785	1,69%	132.140	3,02%	100,06	103,55
1995	19.856,16	92.178	5,00%	138.914	5,13%	103,36	107,09
1996	19.786,59	99.605	8,06%	150.291	8,19%	109,23	113,31
1997	19.016,52	105.545	5,96%	160.072	6,51%	113,71	118,56
1998	17.511,81	131.229	24,33%	189.300	18,26%	138,99	137,84
1999	16.845,24	144.540	10,14%	207.022	9,36%	148,30	146,03
2000	17.980,55	154.867	7,14%	223.304	7,86%	151,11	149,79
2001	17.910,40	178.289	15,12%	252.606	13,12%	163,51	159,27
2002	18.813,88	198.185	11,16%	275.224	8,95%	172,81	164,99
2003	19.080,98	210.850	6,39%	291.807	6,03%	180,16	171,41

Ár	Ársfj.	Stg.	DI.	Breyting	HI.	Breyting	Km.DI	Km.HI.
1987	1	16.278,38	45.924		67.405		116,34	117,40
	2	16.902,54	48.539	5,69%	71.362	5,87%	117,77	119,04
	3	17.192,63	49.911	2,83%	67.825	-4,96%	114,64	107,10
	4	16.847,04	55.113	10,42%	80.764	19,08%	119,25	120,15
1988	1	16.921,24	57.982	5,21%	84.801	5,00%	117,16	117,81
	2	17.526,45	60.208	3,84%	86.140	1,58%	116,16	114,25
	3	18.013,09	63.401	5,30%	85.895	-0,28%	113,09	105,34
	4	17.599,75	64.208	1,27%	94.302	9,79%	112,71	113,80
1989	1	17.743,25	64.779	0,89%	95.078	0,82%	109,56	110,56
	2	18.210,10	67.116	3,61%	96.240	1,22%	106,13	104,63
	3	18.495,68	68.825	2,55%	94.171	-2,15%	103,70	97,55
	4	17.808,75	72.078	4,73%	105.782	12,33%	102,84	103,76
1990	1	18.022,80	73.616	2,13%	105.445	-0,32%	101,17	99,63
	2	18.304,75	74.121	0,69%	107.576	2,02%	99,63	99,41
	3	19.252,42	74.731	0,82%	102.054	-5,13%	98,85	92,80
	4	18.366,00	76.555	2,44%	120.158	17,74%	100,35	108,29
1991	1	17.878,81	79.648	4,04%	119.665	-0,41%	103,07	106,46
	2	18.667,43	81.055	1,77%	121.795	1,78%	102,83	106,23
	3	19.288,88	82.025	1,20%	114.704	-5,82%	101,33	97,42
	4	18.153,31	83.649	1,98%	130.983	14,19%	101,61	109,39
1992	1	18.659,89	83.934	0,34%	125.462	-4,22%	101,42	104,23
	2	19.206,39	84.287	0,42%	127.366	1,52%	101,76	105,72
	3	19.584,69	84.367	0,09%	117.116	-8,05%	101,43	96,80
	4	18.595,74	86.217	2,19%	136.610	16,65%	103,48	112,72
1993	1	18.531,27	86.341	0,14%	127.949	-6,34%	101,57	103,48
	2	19.210,56	85.963	-0,44%	127.954	0,00%	100,39	102,73
	3	19.799,55	85.587	-0,44%	119.030	-6,97%	98,32	94,01
	4	18.831,49	87.448	2,17%	138.590	16,43%	99,53	108,44
1994	1	18.910,64	88.049	0,69%	130.674	-5,71%	100,78	102,83
	2	19.690,19	87.544	-0,57%	134.501	2,93%	99,94	105,56
	3	20.252,67	86.956	-0,67%	122.102	-9,22%	98,88	95,46
	4	19.303,45	88.641	1,94%	141.699	16,05%	100,72	110,69
1995	1	17.890,62	89.188	0,62%	134.113	-5,35%	100,53	103,93
	2	20.408,56	91.493	2,58%	140.400	4,69%	103,17	108,85
	3	21.116,89	92.109	0,67%	128.459	-8,50%	103,03	98,78
	4	20.008,56	95.622	3,81%	152.724	18,89%	106,35	116,77
1996	1	20.040,51	99.458	4,01%	149.069	-2,39%	110,15	113,50
	2	20.781,34	99.189	-0,27%	150.624	1,04%	109,06	113,86
	3	20.330,94	98.658	-0,54%	138.882	-7,80%	107,69	104,22
	4	17.993,58	101.318	2,70%	164.159	18,20%	110,25	122,81
1997	1	18.517,27	101.711	0,39%	159.611	-2,77%	110,60	115,92
	2	19.308,21	103.895	2,15%	164.881	3,30%	112,22	118,90
	3	19.843,03	105.106	1,17%	153.364	-6,99%	112,88	110,00
	4	18.397,58	111.610	6,19%	182.644	19,09%	119,21	130,01
1998	1	16.957,25	126.325	13,18%	182.724	0,04%	134,40	133,66
	2	17.644,34	130.526	3,33%	189.726	3,83%	137,94	137,85
	3	18.127,02	132.073	1,19%	179.207	-5,54%	140,04	130,63
	4	17.318,64	135.862	2,87%	205.869	14,88%	143,41	149,40
1999	1	16.361,06	143.226	5,42%	202.797	-1,49%	150,30	146,31
	2	16.994,97	142.853	-0,26%	206.290	1,72%	147,82	146,75

Ár	Ársfj.	Stg.	Dl.	Breyting	Hl.	Breyting	Km.Dl	Km.Hl.
	3	17.386,24	144.524	1,17%	196.093	-4,94%	147,22	137,32
	4	16.638,70	147.573	2,11%	223.344	13,90%	147,95	153,94
2000	1	17.625,33	154.535	4,72%	221.613	-0,78%	153,30	151,14
	2	18.300,45	153.530	-0,65%	223.291	0,76%	150,17	150,15
	3	18.472,61	153.764	0,15%	212.719	-4,73%	149,47	142,16
	4	17.523,80	157.760	2,60%	236.176	11,03%	151,63	156,06
2001	1	17.449,29	168.690	6,93%	238.655	1,05%	161,18	156,77
	2	18.030,74	174.515	3,45%	252.625	5,85%	161,64	160,87
	3	18.521,30	180.920	3,67%	245.241	-2,92%	163,15	152,04
	4	17.640,28	188.881	4,40%	274.121	11,78%	167,68	167,30
2002	1	19.420,35	194.559	3,01%	266.507	-2,78%	170,49	160,56
	2	18.655,54	197.296	1,41%	277.352	4,07%	172,29	166,51
	3	19.010,89	197.368	0,04%	264.311	-4,70%	172,05	158,41
	4	18.168,74	203.827	3,27%	293.774	11,15%	176,64	175,03
2003	1	18.397,57	211.438	3,73%	289.705	-1,39%	182,17	171,60
	2	19.409,86	209.104	-1,10%	291.487	0,62%	178,91	171,46
	3	19.813,32	209.041	-0,03%	279.459	-4,13%	178,73	164,27
	4	18.703,17	214.001	2,37%	307.286	9,96%	180,98	178,67
2004	1	18.514,03	221.378	3,45%	301.304	-1,95%	186,70	174,70
	2	19.226,59	217.937	-1,55%	301.233	-0,02%	180,79	171,80

Mynd 2.2.1



Ath. að stór hópur ríkisstarfsmanna fellur út úr gagnasafni KOS frá og með áramótum 1996 -1997, s.s. starfsmenn

Pósts og Síma og grunnskólakennarar annarra sveitarfélaga en Reykjavíkur-borgar.

Ástæða er til að vekja sérstaka athygli á breyttum hlutföllum launategunda hjá mörgum stéttarfélögum, sem m.a. má rekja til nýja launakerfisins, sem tók gildi í kjölfar kjarasamninga sem gerðir voru árið 1997. Dagvinnulaunahluti þeirra eykst en yfirvinnuhluti minnkar.

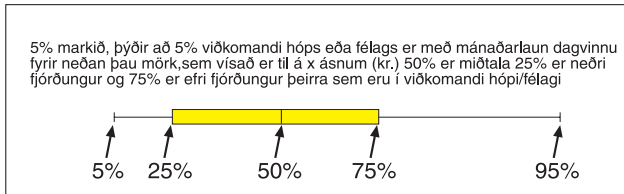
Jafnframt geta verið sveiflur í launum á milli mánaða hjá einstökum stéttarfélögum og/eda hópum vegna afturvirkra leiðréttinga á launum.

2.3 Dreifing dagvinnulauna stéttarfélaga og hópa eftir kyni í maí 2004.

Hér á eftir eru sýnd gröf, þar sem er búið að reikna dreifingu mánaðarlauna í dagvinnu hjá stéttarfélögum/hópum. Miðað er við maímánuð 2004 og dagvinnulaun mánaðarins eru eins og áður uppreiknuð

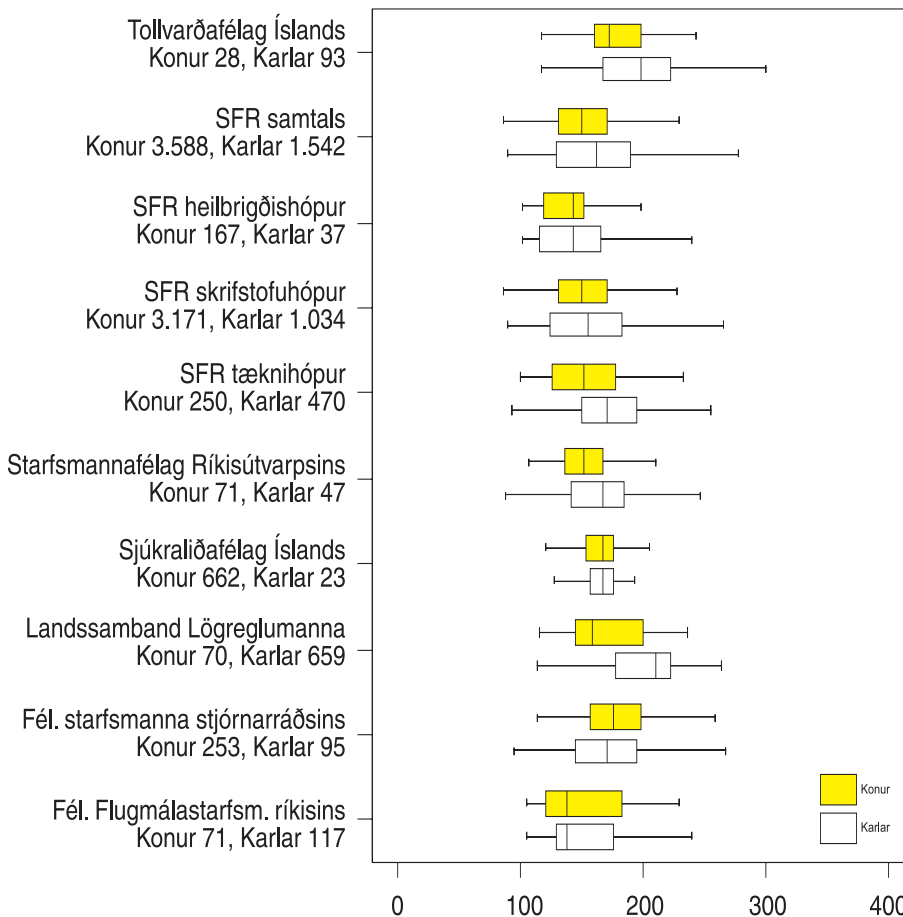
miðað við fullt starf. Starfsmönnum með minna en 10% starf var sleppt. Fjöldi starfsmanna af hvoru kyni er sýndur fyrir neðan nafn hvers félags/hóps.

Skýring:



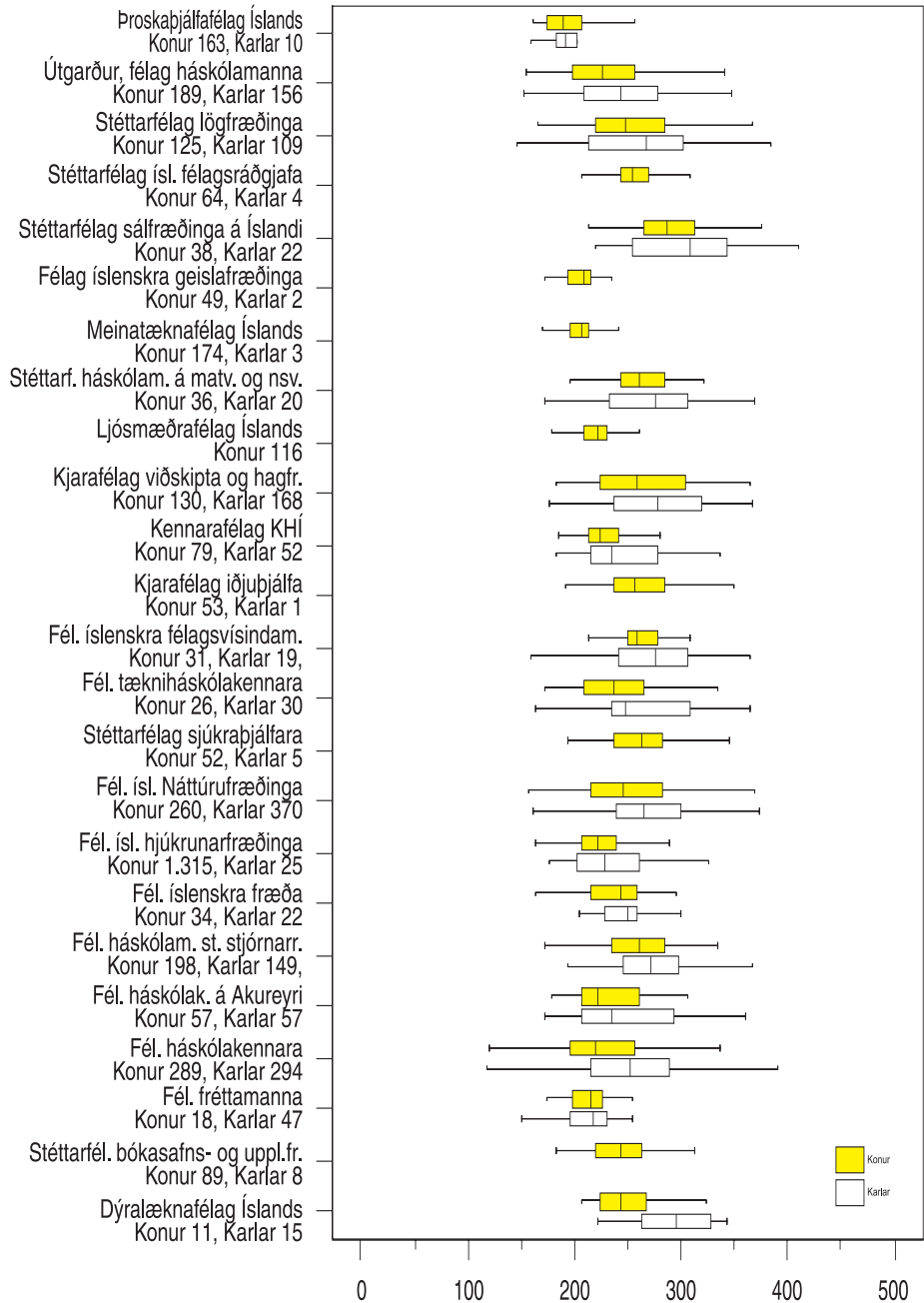
Mynd 2.3.1

*Dreifing dagvinnulauna í maí 2004
BSRB ríkisstarfsmenn*



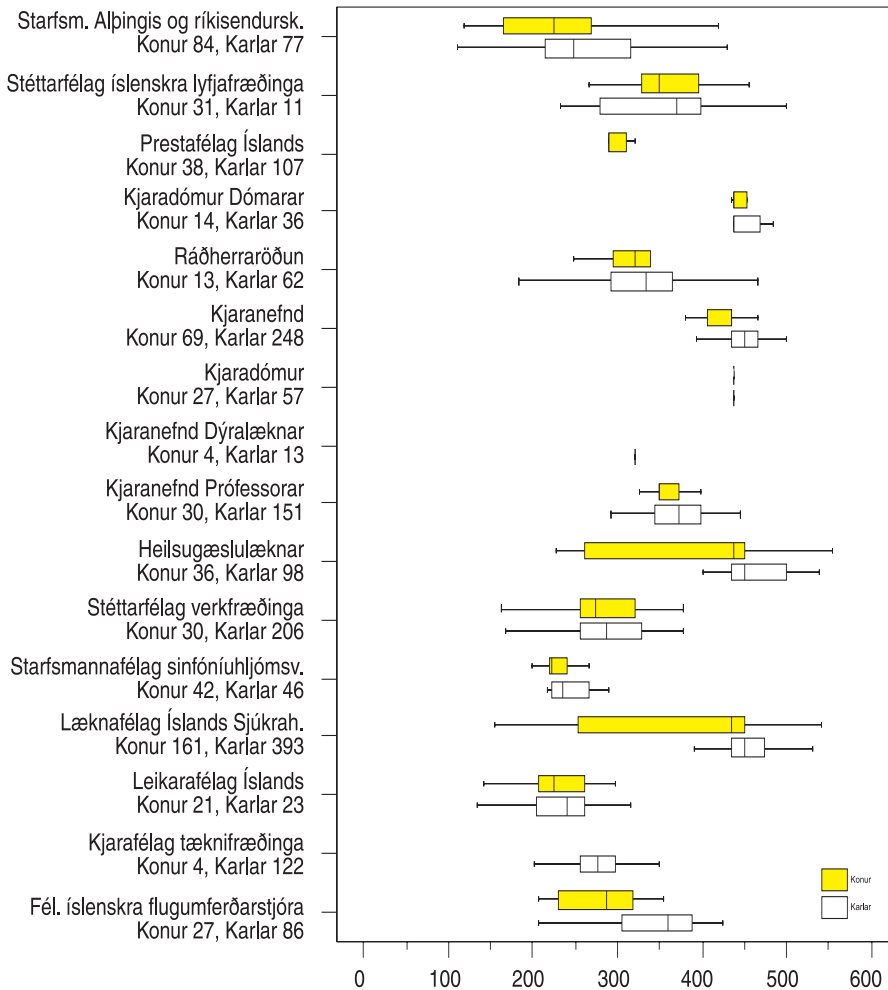
Dreifing dagvinnulauna í maí 2004
BHM ríkisstarfsmenn

Mynd 2.3.2



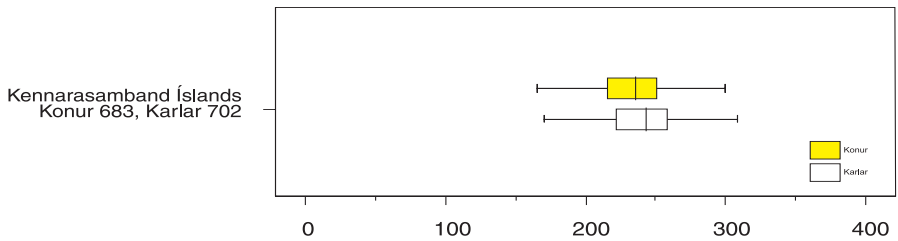
Mynd 2.3.3

Dreifing dagvinnulauna í maí 2004
ÝMSIR ríkisstarfsmenn



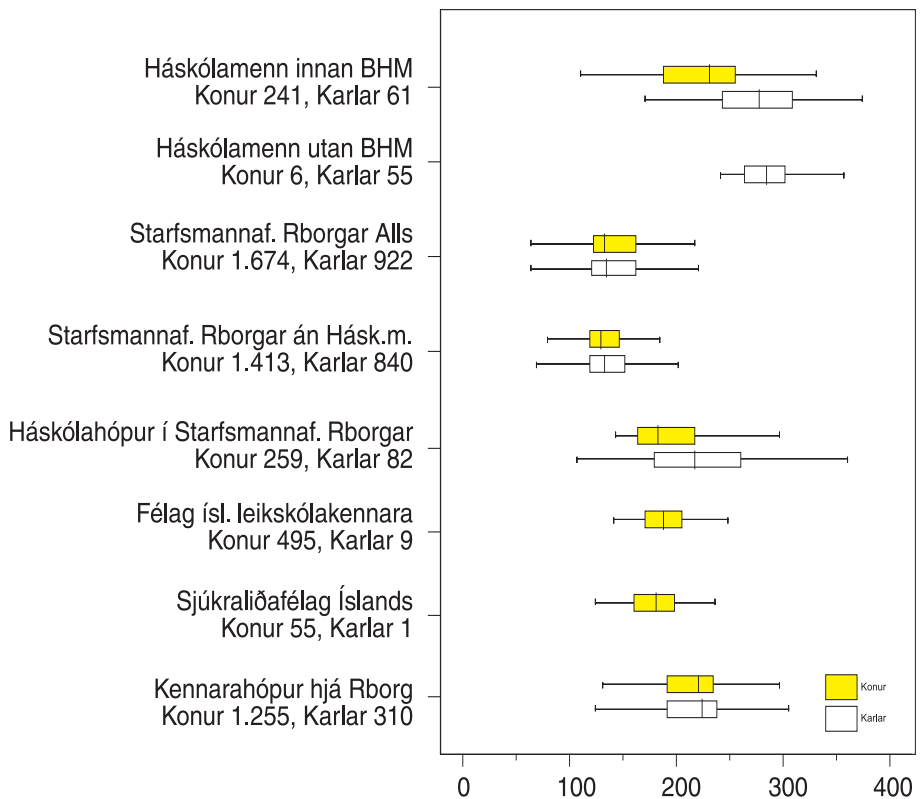
Mynd 2.3.4

*Dreifing dagvinnulauna í maí 2004
Kennarasamband Íslands ríkisstarfsmenn*



Mynd 2.3.5

*Dreifing dagvinnulauna í maí 2004
Starfsmenn Reykjavíkurborgar*



3. Meðaltal dagvinnulauna, yfirvinnulauna og annarra launa, ásamt heildarlaunum og kaupmætti dagvinnulauna, skipt eftir kyni

Athuga ber að önnur laun fyrir apríl og desember eru heldur hærrí en aðra mánuði í eftirtöldum töflum því orlofsframlag, desemberuppbót og óregluleg önnur laun eru meðtalin.

Ástæða er til að vekja sérstaka athygli á breyttum hlutföllum launategunda hjá mörgum stéttarfélögum, sem m.a. má rekja til nýja launakerfisins, sem tók gildi í kjölfar kjarasamninga á árabílinu 1997 - 2002. Dagvinnulaunahluti þeirra eykst en yfirvinnuhluti minnkar.

Jafnframt geta verið sveiflur í launum á milli mánaða hjá einstökum stéttarfélögum og/eða hópum vegna afturvirkra leiðréttinga á launum.

Hér á næstu síðum eru útreiknuð meðallaun eftir félögum, hópum og bandalögum ásamt kaupmætti dagvinnulauna.

Kaupmáttur miðar við janúar 1987 = 100, nema annað sé tekið sérstaklega fram.

Ekki eru birtar kynskiptar meðaltölur fyrir hópa sem hafa færri en 10 stöðugildi annaðhvort hjá körlum eða konum.

Skýringar:

MA = mánuður	DL = dagvinnulaun
YL = yfirvinnulaun	ÖL = önnur laun
HL = heildarlaun	Km.dl. = kaupmáttur dagvinnulauna
STG = stöðugildi	AR = Ár

Félag flugmálastarfsmanna ríkisins

		<i>Karlar</i>						<i>Allir</i>						<i>Konur</i>				
MA	AR	STG	DL	YL	OL	HL	STG	DL	YL	OL	HL	Km.dl.	STG	DL	YL	OL	HL	
7	2003	107,69	148.600	78.423	38.162	265.185	162,51	150.930	76.902	31.752	259.584	146,59	54,82	155.507	73.915	19.162	248.584	
8	2003	104,34	148.871	88.248	40.706	277.825	157,79	151.395	86.471	33.491	271.357	147,17	53,46	156.320	83.003	19.408	258.731	
9	2003	95,66	153.858	84.861	41.783	280.502	141,56	156.970	82.715	34.278	273.963	151,52	45,90	163.456	78.241	18.635	260.332	
10	2003	95,72	154.403	78.917	45.305	278.624	143,01	157.336	75.215	35.881	268.432	151,18	47,29	163.273	67.723	16.807	247.803	
11	2003	94,57	153.811	78.999	48.837	281.646	142,12	157.386	74.779	38.194	270.358	151,02	47,55	164.496	66.387	17.025	247.907	
12	2003	93,15	153.881	74.210	87.208	315.298	138,45	156.724	69.958	78.142	304.824	149,93	45,30	162.572	61.215	59.499	283.286	
1	2004	96,69	158.213	89.329	55.741	303.282	142,79	160.780	83.437	44.389	288.606	153,75	46,10	166.163	71.080	20.579	257.822	
2	2004	95,55	158.768	79.448	50.259	288.476	141,65	161.198	73.508	39.791	274.498	154,62	46,10	166.235	61.196	18.096	245.527	
3	2004	96,09	158.662	77.171	48.867	284.699	142,19	161.264	75.337	38.751	275.352	153,77	46,10	166.688	71.514	17.665	255.867	
4	2004	94,02	159.127	88.497	64.104	311.728	140,12	162.594	85.890	52.587	301.071	154,17	46,10	169.663	80.574	29.098	279.335	
5	2004	97,78	156.901	83.950	47.556	288.406	149,33	159.583	77.070	36.878	273.530	150,08	51,56	164.669	64.023	16.628	245.320	
6	2004	116,70	151.349	74.892	39.440	265.682	185,21	153.142	69.116	30.971	253.228	142,96	68,52	156.194	59.278	16.547	232.018	

Félag starfsmanna stjórnarráðsins

		<i>Karlar</i>						<i>Allir</i>						<i>Konur</i>				
MA	AR	STG	DL	YL	ÖL	HL	STG	DL	YL	ÖL	HL	Km.dl.	STG	DL	YL	ÖL	HL	
7	2003	67,73	171.684	90.900	24.869	287.454	313,00	169.582	40.143	8.042	217.767	145,54	245,27	169.001	26.127	3.396	198.524	
8	2003	68,99	171.734	91.347	20.769	283.850	312,22	170.352	38.957	7.360	216.669	146,33	243,24	169.960	24.098	3.557	197.615	
9	2003	62,75	175.865	104.519	24.294	304.678	288,34	174.333	43.403	8.320	226.056	148,70	225,59	173.907	26.403	3.876	204.186	
10	2003	63,19	177.916	102.836	26.034	306.786	289,66	175.092	46.954	8.682	230.728	148,66	226,47	174.304	31.362	3.841	209.507	
11	2003	65,40	178.650	97.960	30.114	306.724	292,85	175.127	44.313	9.110	228.549	148,49	227,45	174.114	28.887	3.070	206.071	
12	2003	64,03	178.467	94.845	66.805	340.118	295,65	174.665	44.630	45.356	264.650	147,65	231,62	173.613	30.748	39.426	243.788	
1	2004	63,45	184.413	107.132	31.682	323.227	293,84	180.557	46.007	8.412	234.975	152,57	230,39	179.495	29.173	2.003	210.670	
2	2004	62,80	183.344	96.468	29.972	309.784	290,28	181.010	48.053	7.866	236.930	153,42	227,48	180.366	34.687	1.763	216.816	
3	2004	60,81	185.003	106.013	31.004	322.020	284,72	181.549	52.432	8.214	242.196	152,97	223,91	180.611	37.881	2.025	220.517	
4	2004	59,85	187.607	120.226	40.612	348.445	284,32	182.471	54.310	18.359	255.140	152,88	224,47	181.102	36.735	12.425	230.262	
5	2004	78,13	179.293	93.507	47.361	320.161	312,38	179.949	48.650	13.126	241.725	149,55	234,25	180.167	33.687	1.707	215.562	
6	2004	85,80	174.432	85.297	40.679	300.408	333,78	177.366	43.277	11.561	232.204	146,31	247,98	178.382	28.738	1.486	208.605	

BSRB, ríkisstarfsmenn

Landssamband lögreglumanna												
		Karlar										
MA	AR	STG	DL	YL	ÖL	HL	HL	ÖL	YL	DL	YL	HL
7	2003	698,17	194,895	85,935	51,552	332,382	157,32	51,548	83,379	191,561	83,379	326,488
8	2003	701,19	194,643	89,415	52,077	336,136	157,27	51,651	86,933	191,330	86,933	329,914
9	2003	642,38	199,625	87,290	60,188	347,103	160,31	59,799	84,346	196,405	84,346	340,550
10	2003	630,57	202,044	91,744	63,630	357,419	161,63	62,373	88,473	198,927	88,473	349,773
11	2003	618,03	202,653	94,725	67,482	364,860	162,02	66,353	91,321	199,696	91,321	357,370
12	2003	609,49	204,061	96,750	114,973	415,784	163,36	113,584	94,139	201,949	94,139	409,672
1	2004	610,72	212,104	105,532	77,257	394,893	169,43	75,690	102,605	209,535	102,605	387,829
2	2004	618,71	212,341	97,844	68,114	378,299	169,95	67,054	95,376	209,537	95,376	371,962
3	2004	607,36	212,732	97,689	65,317	375,738	169,11	64,294	95,171	209,740	95,171	369,205
4	2004	606,69	212,198	112,207	82,627	407,032	167,92	81,897	109,468	209,435	109,468	400,800
5	2004	635,37	208,499	102,653	65,195	376,347	163,46	64,316	99,513	205,546	99,513	369,375
6	2004	687,41	202,636	98,050	66,020	366,706	157,27	65,083	94,728	199,236	94,728	359,046
Sjúkraliðafélag Íslands <i>Kaupmátur miðast við 01/1992 = 100,00</i>												
		Karlar										
MA	AR	STG	DL	YL	ÖL	HL	HL	ÖL	YL	DL	YL	HL
7	2003	21,63	158,021	31,946	28,745	218,712	171,62	25,896	34,736	158,591	34,736	219,224
8	2003	21,64	158,063	38,654	32,169	228,886	172,19	28,465	45,280	158,966	45,280	232,711
9	2003	21,00	158,862	54,172	48,936	261,970	172,42	35,668	43,791	160,310	43,791	239,769
10	2003	22,27	158,150	53,984	56,486	268,620	171,88	38,156	46,030	160,542	46,030	244,728
11	2003	20,64	159,008	47,842	52,175	259,025	172,00	39,620	45,754	160,882	45,754	246,256
12	2003	20,75	159,353	60,220	97,736	317,310	171,90	74,852	60,199	161,266	60,199	296,318
1	2004	21,29	163,733	47,098	50,056	260,887	176,08	40,517	54,473	165,252	54,473	260,242
2	2004	21,83	164,055	54,617	48,802	267,475	175,32	38,659	35,643	164,046	35,643	238,347
3	2004	25,65	166,029	42,798	41,446	250,273	174,47	38,273	35,198	164,214	35,198	237,685
4	2004	20,65	164,489	96,399	60,389	321,276	173,61	45,063	90,464	164,327	90,464	299,855
5	2004	22,14	164,508	55,382	39,546	259,436	172,54	36,627	62,067	164,649	62,067	263,344
6	2004	20,40	163,594	33,383	45,283	242,260	171,89	31,482	36,812	165,255	36,812	233,548

Starfsmannafélag ríkisútvarpsins*Starfsmannafélag sjónvarpsins sameinast Starfsmannafélagi ríkisútvarpsins frá og með janúar 2002*

		Karlar						Allir						Konur				
MA	AR	STG	DL	YL	ÖL	HL	STG	DL	YL	ÖL	HL	Km.dl.	STG	DL	YL	ÖL	HL	
7	2003	54,95	158.257	58.518	11.209	227.984	123,78	152.416	49.726	7.111	209.253	133,01	68,83	147.752	42.708	3.839	194.300	
8	2003	55,68	161.308	53.029	9.411	223.748	121,96	154.692	48.692	6.089	209.474	135,12	66,28	149.134	45.049	3.298	197.482	
9	2003	49,93	162.338	72.716	12.225	247.279	111,71	155.948	62.314	7.928	226.190	135,26	61,79	150.784	53.908	4.457	209.148	
10	2003	48,96	162.543	71.118	13.233	246.893	110,58	156.025	61.746	7.774	225.544	134,71	61,62	150.846	54.299	3.436	208.581	
11	2003	47,21	163.148	69.776	11.931	244.856	107,13	156.275	60.215	8.105	224.595	134,74	59,91	150.859	52.680	5.089	208.629	
12	2003	48,44	162.584	71.595	47.922	282.102	109,55	156.080	57.575	43.243	256.898	134,17	61,11	150.925	46.462	39.534	236.921	
1	2004	44,86	168.572	92.797	13.788	275.157	105,29	160.826	74.684	9.229	244.739	138,19	60,43	155.076	61.239	5.845	222.160	
2	2004	47,02	169.232	74.087	13.483	256.802	106,88	161.617	59.394	8.706	229.717	139,29	59,86	155.636	47.854	4.954	208.445	
3	2004	44,51	167.839	79.838	11.955	259.632	107,88	159.803	57.312	7.437	224.551	136,92	63,37	154.159	41.491	4.264	199.914	
4	2004	46,87	166.635	102.322	20.844	289.801	107,85	160.168	73.236	16.629	250.032	136,46	60,98	155.197	50.876	13.388	219.461	
5	2004	44,71	168.698	72.419	12.370	253.488	105,84	160.383	63.499	7.542	231.424	135,53	61,13	154.302	56.975	4.011	215.288	
6	2004	50,47	166.836	84.910	10.029	261.776	115,25	158.529	64.651	6.283	229.463	132,97	64,78	152.057	48.867	3.365	204.288	

Starfsmannafélag ríkisstofnana, tæknihópur

		Karlar					Allir					Konur					
MA	AR	STG	DL	YL	ÖL	HL	STG	DL	YL	ÖL	HL	Km.dl.	STG	DL	YL	ÖL	HL
7	2003	835,73	158.261	56.970	12.149	227.380	1.422,30	149.805	45.601	11.025	206.431	140,91	586,57	137.757	29.402	9.424	176.583
8	2003	780,29	160.437	61.994	13.376	235.807	1.320,66	151.832	50.292	11.816	213.940	142,94	540,37	139.405	33.396	9.563	182.364
9	2003	679,16	166.843	70.468	15.470	252.780	1.075,93	159.593	58.212	13.369	231.174	149,19	396,77	147.183	37.233	9.774	194.191
10	2003	662,14	167.886	79.838	15.816	263.539	1.037,52	160.933	67.174	13.923	242.030	149,76	375,38	148.668	44.836	10.584	204.089
11	2003	607,46	170.458	82.751	18.720	271.929	945,12	163.481	70.209	16.179	249.869	151,92	337,66	150.928	47.646	11.608	210.182
12	2003	595,73	169.285	84.989	60.759	315.033	878,51	164.155	76.297	62.213	302.665	152,09	282,79	153.348	57.986	65.277	276.610
1	2004	568,37	176.505	82.791	20.606	279.902	826,10	171.516	77.074	18.752	267.342	158,84	257,73	160.514	64.465	14.662	239.641
2	2004	560,50	178.545	82.088	21.953	282.586	811,79	173.304	73.313	20.588	267.204	160,99	251,28	161.614	53.738	17.543	232.895
3	2004	477,45	178.947	82.783	20.096	281.827	703,83	173.355	76.250	18.626	268.231	160,09	226,38	161.562	62.472	15.524	239.558
4	2004	433,87	177.240	93.838	34.558	305.637	644,11	172.162	87.773	33.118	293.052	158,09	210,24	161.681	75.256	30.145	267.082
5	2004	421,53	176.233	67.847	17.359	261.438	618,32	172.002	66.543	15.952	254.496	156,66	196,79	162.939	63.749	12.938	239.626
6	2004	431,78	172.506	74.233	16.379	263.118	632,37	168.255	71.447	15.869	255.571	152,11	200,59	159.106	65.449	14.770	239.324

Starfsmannafélag ríkisstofnana, skrifstofuhópur

	AR	<i>Karlar</i>					<i>Allir</i>						<i>Konur</i>				
		STG	DL	YL	ÖL	HL	STG	DL	YL	ÖL	HL	Km.dl.	STG	DL	YL	ÖL	HL
7	2003	463,31	174.729	65.287	6.738	246.755	2.315,11	159.816	32.488	2.811	195.114	149,61	1.851,80	156.084	24.282	1.829	182.194
8	2003	461,92	176.262	64.485	6.246	246.992	2.279,76	160.801	32.507	3.034	196.342	150,67	1.817,84	156.872	24.381	2.218	183.472
9	2003	408,72	182.650	80.674	7.810	271.134	2.044,55	165.050	38.628	3.320	206.998	153,56	1.635,83	160.653	28.122	2.199	190.973
10	2003	411,62	182.571	78.168	7.614	268.353	2.032,52	165.643	39.387	3.459	208.489	153,41	1.620,90	161.344	29.539	2.403	193.286
11	2003	489,75	175.371	68.496	9.325	253.193	2.218,05	163.321	36.322	4.289	203.932	151,05	1.728,30	159.907	27.205	2.861	189.973
12	2003	524,65	173.032	63.412	42.940	279.384	2.382,19	162.122	35.310	38.894	236.326	149,49	1.857,54	159.040	27.373	37.751	224.165
1	2004	528,81	179.338	62.112	9.611	251.061	2.418,86	167.480	33.531	4.851	205.862	154,37	1.890,06	164.163	25.534	3.519	193.216
2	2004	541,06	179.782	66.972	10.154	256.908	2.421,81	167.838	35.709	5.217	208.763	155,17	1.880,74	164.402	26.714	3.796	194.913
3	2004	607,96	179.754	68.256	9.472	257.482	2.594,94	167.271	35.966	5.615	208.852	153,74	1.986,98	163.452	26.086	4.435	193.972
4	2004	676,98	180.220	68.784	20.535	269.540	2.732,92	167.354	38.475	16.878	222.707	152,95	2.055,95	163.117	28.495	15.674	207.286
5	2004	885,06	168.807	62.786	12.438	244.030	3.435,80	159.974	36.542	8.341	204.857	145,02	2.550,74	156.909	27.435	6.920	191.264
6	2004	1.054,58	163.324	55.874	10.653	229.851	4.007,28	155.951	33.774	8.234	197.959	140,32	2.952,70	153.318	25.881	7.370	186.569

Starfsmannafélag ríkisstofnana, heilbrigðishópur

MA	AR	<i>Karlar</i>					<i>Allir</i>						<i>Konur</i>				
		STG	DL	YL	ÖL	HL	STG	DL	YL	ÖL	HL	Km.dl.	STG	DL	YL	ÖL	HL
7	2003	220,29	129.102	26.902	27.749	183.753	1.153,21	131.387	24.699	24.266	180.352	130,17	932,92	131.927	24.178	23.444	179.549
8	2003	222,09	127.680	27.917	30.882	186.479	1.139,03	130.872	24.625	25.040	180.537	129,78	916,93	131.645	23.827	23.625	179.098
9	2003	178,66	130.248	28.154	37.034	195.437	908,82	133.773	27.763	31.247	192.783	131,72	730,16	134.635	27.667	29.832	192.134
10	2003	179,91	131.011	31.971	41.159	204.141	902,80	134.310	28.683	33.737	196.730	131,64	722,89	135.131	27.865	31.889	194.885
11	2003	159,37	130.394	31.163	42.592	204.150	812,49	133.199	29.385	36.360	198.945	130,37	653,12	133.884	28.951	34.840	197.675
12	2003	154,69	130.535	32.769	81.538	244.842	758,36	131.975	27.792	78.847	238.615	128,79	603,67	132.345	26.517	78.158	237.019
1	2004	156,44	133.886	62.123	40.017	236.026	719,38	135.342	56.738	37.835	229.915	132,02	562,94	135.746	55.242	37.229	228.217
2	2004	159,46	132.565	27.880	45.589	206.034	696,70	134.324	29.065	42.668	206.057	131,43	537,24	134.846	29.416	41.801	206.063
3	2004	168,48	131.697	30.287	40.174	202.158	651,46	133.435	28.399	39.035	200.868	129,79	482,99	134.041	27.740	38.637	200.418
4	2004	156,91	131.339	68.488	49.134	248.962	607,72	133.105	60.165	47.117	240.386	128,74	450,80	133.719	57.268	46.414	237.401
5	2004	24,65	151.091	147.981	151.033	450.104	143,12	147.362	93.558	95.624	336.544	141,37	118,47	146.586	82.235	84.096	312.917
6	2004	22,92	142.810	199.513	152.551	494.874	128,68	145.620	127.262	101.972	374.854	138,67	105,77	146.229	111.609	91.013	348.851

Starfsmannafélag ríkisstofnana, samtals

		<i>Karlar</i>						<i>Allir</i>						<i>Konur</i>				
MA	AR	STG	DL	YL	ÖL	HL	STG	DL	YL	ÖL	HL	Km.dl.	STG	DL	YL	ÖL	HL	
7	2003	1.519,33	159.055	55.147	12.761	226.963	4.890,62	150.201	34.465	10.259	194.925	142,68	3.371,29	146.210	25.144	9.132	180.486	
8	2003	1.464,31	160.461	57.611	13.782	231.854	4.739,45	151.109	35.569	10.770	197.447	143,68	3.275,14	146.928	25.714	9.423	182.064	
9	2003	1.266,54	166.782	67.793	16.040	250.614	4.029,29	156.538	41.407	12.303	210.248	147,79	2.762,76	151.842	29.310	10.590	191.742	
10	2003	1.253,67	167.416	72.420	16.760	256.596	3.972,84	157.293	44.211	13.072	214.576	147,83	2.719,17	152.625	31.206	11.372	195.203	
11	2003	1.256,58	167.292	70.652	18.086	256.030	3.975,66	157.203	42.960	13.670	213.833	147,54	2.719,08	152.541	30.163	11.629	194.332	
12	2003	1.275,07	166.126	69.775	55.948	291.849	4.019,06	156.878	42.851	51.530	251.259	146,79	2.743,99	152.581	30.340	49.477	232.398	
1	2004	1.253,62	172.382	71.489	18.390	262.261	3.964,34	162.489	46.816	13.733	223.038	151,98	2.710,73	157.915	35.405	11.579	204.899	
2	2004	1.261,02	173.261	68.747	19.879	261.888	3.930,30	163.026	42.298	15.031	220.354	152,95	2.669,26	158.191	29.802	12.739	200.733	
3	2004	1.253,89	172.989	68.686	17.643	259.318	3.950,23	162.775	41.896	13.445	218.115	151,81	2.696,35	158.025	29.437	11.493	198.954	
4	2004	1.267,76	173.150	77.322	28.874	279.347	3.984,75	162.908	49.752	24.115	236.774	151,08	2.716,99	158.128	36.887	21.894	216.910	
5	2004	1.331,24	170.830	65.966	16.563	253.358	4.197,24	161.316	42.906	12.438	216.660	148,39	2.866,00	156.896	32.194	10.523	199.613	
6	2004	1.509,28	165.639	63.308	14.446	243.393	4.768,33	157.304	41.293	11.776	210.373	143,63	3.259,06	153.444	31.099	10.540	195.083	

Tollvarðafélag Íslands

		<i>Karlar</i>						<i>Allir</i>						<i>Konur</i>				
MA	AR	STG	DL	YL	ÖL	HL	STG	DL	YL	ÖL	HL	Km.dl.	STG	DL	YL	ÖL	HL	
7	2003	111,98	179.825	83.396	27.348	290.569	148,48	172.316	80.470	29.472	282.258	135,95	36,49	149.277	71.491	35.989	256.757	
8	2003	104,93	179.586	100.653	33.256	313.494	141,77	171.686	95.422	32.729	299.837	135,57	36,84	149.183	80.523	31.227	260.933	
9	2003	91,75	187.621	110.566	39.077	337.265	116,41	183.447	106.651	39.360	329.458	143,84	24,66	167.918	92.081	40.411	300.409	
10	2003	90,73	188.683	103.582	38.224	330.490	113,10	185.865	103.267	37.887	327.019	145,07	22,37	174.432	101.988	36.520	312.939	
11	2003	90,00	189.305	109.145	38.837	337.287	111,63	186.725	106.953	38.482	332.160	145,54	21,63	175.991	97.834	37.005	310.830	
12	2003	90,00	189.305	93.093	81.022	363.420	112,14	186.480	92.421	81.752	360.653	144,91	22,14	174.998	89.688	84.721	349.406	
1	2004	88,68	196.526	124.418	40.377	361.321	109,18	194.579	125.241	39.681	359.502	151,14	20,50	186.159	128.805	36.671	351.636	
2	2004	90,56	196.313	97.867	38.938	333.118	112,65	193.825	94.641	37.123	325.589	151,02	22,09	183.625	81.415	29.684	294.724	
3	2004	94,29	196.936	92.844	36.285	326.065	116,62	193.701	90.227	35.137	319.064	150,03	22,33	180.038	79.175	30.289	289.501	
4	2004	90,41	195.985	127.767	46.830	370.582	114,91	192.103	123.073	45.658	360.834	147,96	24,50	177.775	105.751	41.333	324.859	
5	2004	90,70	199.405	104.810	35.097	339.313	116,11	194.856	101.840	34.163	330.860	148,86	25,42	178.624	91.242	30.830	300.696	
6	2004	109,49	187.099	86.518	29.415	303.032	149,45	179.748	79.001	28.041	286.790	136,30	39,97	159.610	58.409	24.276	242.295	

BSRB, ríkisstarfsmenn

MA	AR	Kortar				YL	ÖL	HL	Konur				YL	ÖL	HL
		STG	DL	STG	DL				STG	DL	STG	DL			
7	2003	2.581,48	169.519	66.485	25.363	261.367	16.814	216.148	141,39	6.958,70	156.919	42.415	16.814	216.148	141,39
8	2003	2.521,07	170.591	70.176	26.610	267.377	17.580	220.364	142,29	6.794,83	157.771	45.012	17.580	220.364	142,29
9	2003	2.230,01	176.627	76.917	31.266	284.810	20.802	233.573	146,07	5.920,02	163.110	49.661	20.802	233.573	146,07
10	2003	2.205,11	177.727	80.167	32.874	290.768	21.852	238.184	146,21	5.847,90	164.015	52.317	21.852	238.184	146,21
11	2003	2.192,43	177.753	79.959	34.736	292.449	22.834	238.040	146,00	5.831,29	164.013	51.192	22.834	238.040	146,00
12	2003	2.200,93	177.278	79.066	75.175	331.518	61.366	277.534	145,47	5.863,87	163.903	52.265	61.366	277.534	145,47
1	2004	2.179,31	184.054	85.212	38.040	307.307	24.148	250.751	150,53	5.824,08	169.679	56.923	24.148	250.751	150,53
2	2004	2.197,49	184.695	79.371	36.005	300.071	23.841	244.165	151,34	5.812,73	170.070	50.254	23.841	244.165	151,34
3	2004	2.182,60	184.600	79.137	33.625	297.363	22.334	241.984	150,21	5.844,59	169.804	49.846	22.334	241.984	150,21
4	2004	2.186,25	184.502	91.460	46.495	322.457	33.289	266.631	149,45	5.847,14	169.890	63.452	33.289	266.631	149,45
5	2004	2.300,07	181.956	79.356	33.231	294.542	21.465	243.357	146,81	6.144,61	168.267	53.625	21.465	243.357	146,81
6	2004	2.579,55	176.062	74.993	30.986	282.041	20.045	233.347	142,08	6.881,88	164.057	49.245	20.045	233.347	142,08

Dýralæknafélag Íslands

		<i>Karlar</i>					<i>Allir</i>						<i>Konur</i>				
MA	AR	STG	DL	YL	ÖL	HL	STG	DL	YL	ÖL	HL	Km.dl.	STG	DL	YL	ÖL	HL
7	2003						22,48	266.568	70.378	82.137	419.083	174,06					
8	2003						23,29	267.812	67.383	57.069	392.264	175,03					
9	2003						21,54	270.180	70.437	54.598	395.215	175,33					
10	2003						23,28	266.726	61.382	49.811	377.920	172,30					
11	2003						23,89	265.061	65.720	31.201	361.982	170,99					
12	2003						22,60	268.072	76.080	118.971	463.123	172,41					
1	2004						23,76	273.279	59.663	62.676	395.617	175,69					
2	2004						23,85	273.633	57.357	54.648	385.638	176,45					
3	2004						23,68	274.956	56.302	57.789	389.047	176,26					
4	2004						22,03	279.718	61.178	65.968	406.864	178,31					
5	2004						23,34	278.565	60.275	49.051	387.891	176,13					
6	2004						21,78	281.769	58.263	57.432	397.464	176,84					

Stéttarfélag bókasafns- og upplýsingafræðinga

		<i>Karlar</i>					<i>Allir</i>						<i>Konur</i>				
MA	AR	STG	DL	YL	ÖL	HL	STG	DL	YL	ÖL	HL	Km.dl.	STG	DL	YL	ÖL	HL
7	2003						74,40	237.085	28.477	476	266.038	167,28					
8	2003						74,20	237.054	20.790	797	258.641	167,41					
9	2003						76,07	239.167	29.819	979	269.966	167,72					
10	2003						77,36	239.283	26.070	585	265.938	167,03					
11	2003						78,79	238.959	27.096	426	266.481	166,57					
12	2003						77,69	239.019	29.860	37.298	306.177	166,12					
1	2004						79,50	247.793	29.578	326	277.697	172,15					
2	2004						79,28	246.676	28.335	3.820	278.832	171,89					
3	2004						82,03	246.852	27.336	461	274.649	171,00					
4	2004						82,59	245.748	28.103	10.169	284.020	169,28					
5	2004						82,74	245.553	24.992	415	270.960	167,77					
6	2004						79,88	246.752	25.828	838	273.419	167,34					

BHM, ríkisstarfsmenn

Félag fréttamanna

		Karlar						Konur								
MA	AR	STG	DL	YL	ÖL	HL	STG	DL	YL	ÖL	HL	STG	DL	YL	ÖL	HL
7	2003	51,43	203,867	70,669	15,353	289,889	75,33	202,444	68,051	17,499	287,994	23,91	199,384	62,418	22,116	283,919
8	2003	48,46	204,454	87,007	17,019	308,480	70,16	203,955	82,089	18,983	305,026	21,70	202,840	71,104	23,369	297,313
9	2003	46,34	208,237	83,684	22,978	314,899	64,34	208,988	78,096	23,247	310,332	18,00	210,923	63,712	23,940	298,575
10	2003	44,32	210,794	88,841	25,205	324,841	61,60	210,692	78,843	25,806	315,341	17,28	210,429	53,202	27,346	290,978
11	2003	44,98	208,147	80,275	25,938	314,360	61,46	209,363	76,659	26,537	312,559	16,48	212,680	66,789	28,174	307,643
12	2003	43,83	209,861	81,469	57,130	348,459	60,33	210,698	74,815	58,723	344,236	16,51	212,921	57,150	62,954	333,025
1	2004	44,08	217,761	119,352	25,518	362,630	59,61	218,197	115,038	27,901	361,135	15,57	219,434	102,795	34,666	356,893
2	2004	43,17	215,969	98,455	27,688	342,111	59,04	217,852	88,625	28,600	335,077	15,87	222,973	61,888	31,081	315,942
3	2004	42,81	214,964	96,559	26,168	337,691	57,71	216,172	97,283	25,923	339,378	14,90	219,642	99,366	25,219	344,226
4	2004	44,00	215,605	142,397	32,835	390,837	59,02	216,688	132,770	32,358	381,816	15,03	219,861	104,578	30,963	355,402
5	2004	44,65	214,539	112,265	23,931	350,735	60,96	215,547	106,684	24,999	347,230	16,31	218,308	91,401	27,923	337,632
6	2004	47,03	211,479	107,337	23,100	341,915	65,56	210,307	100,653	28,345	339,305	18,53	207,333	83,688	41,658	332,679

Félag háskólakefnara

		Karlar						Konur								
MA	AR	STG	DL	YL	ÖL	HL	STG	DL	YL	ÖL	HL	STG	DL	YL	ÖL	HL
7	2003	256,97	237,216	43,202	3,513	283,931	517,76	228,541	34,152	3,032	265,725	260,79	219,993	25,235	2,558	247,786
8	2003	261,07	237,858	42,069	2,353	282,280	520,94	229,044	34,507	1,919	265,469	259,88	220,189	26,910	1,483	248,582
9	2003	254,43	242,408	59,146	196,010	497,563	510,20	232,527	52,341	165,921	450,790	255,77	222,699	45,572	135,991	404,262
10	2003	254,69	243,040	63,801	3,845	310,686	515,74	233,005	53,069	4,038	290,112	261,05	223,214	42,600	4,226	270,041
11	2003	257,13	243,288	64,188	4,045	311,521	514,73	233,112	57,990	3,166	294,269	257,60	222,955	51,804	2,289	277,048
12	2003	263,28	243,057	64,097	4,684	348,837	517,23	234,128	55,249	4,367	333,044	253,95	224,872	46,077	45,723	316,671
1	2004	265,11	252,167	65,612	4,346	322,125	519,60	242,333	56,147	4,731	303,210	257,60	222,955	51,804	2,289	277,048
2	2004	261,21	252,744	53,328	4,978	311,050	512,52	242,979	45,468	3,203	291,650	254,49	232,830	37,298	1,357	271,485
3	2004	266,18	251,224	61,251	1,270	313,745	520,66	242,226	50,378	1,889	294,493	254,48	232,815	39,005	2,536	274,356
4	2004	257,68	253,508	68,955	10,254	332,716	511,99	242,917	56,396	10,889	310,202	254,32	232,186	43,671	11,533	287,390
5	2004	254,21	255,025	75,708	2,159	332,891	512,03	243,161	57,182	2,028	302,372	257,82	231,463	38,916	1,900	272,279
6	2004	262,68	252,688	49,356	725	302,769	537,31	239,838	38,081	1,056	278,974	274,63	227,547	27,296	1,372	256,215

Félag háskólakennara á Akureyri

Kaupmáttur miðast við 05/1992 = 100,00

		Karlur					Allir						Konur				
MA	AR	STG	DL	YL	ÖL	HL	STG	DL	YL	ÖL	HL	Km.dl.	STG	DL	YL	ÖL	HL
7	2003	45,12	245.436	79.652	0	325.089	94,61	232.811	62.933	0	295.745	170,90	49,49	221.301	47.691	0	268.992
8	2003	47,64	241.458	136.095	0	377.553	100,85	230.275	104.260	0	334.534	169,19	53,21	220.262	75.756	0	296.018
9	2003	50,33	243.247	89.448	0	332.695	104,80	233.006	70.142	0	303.148	170,00	54,47	223.544	52.304	0	275.848
10	2003	50,72	245.514	82.231	804	328.549	102,92	234.317	64.263	396	298.976	170,17	52,20	223.438	46.806	0	270.243
11	2003	52,78	243.567	78.405	0	321.972	104,96	234.921	61.427	0	296.348	170,37	52,18	226.176	44.254	0	270.429
12	2003	52,79	243.476	95.623	30.469	369.569	105,18	234.942	73.285	32.767	340.993	169,88	52,39	226.342	50.775	35.082	312.200
1	2004	51,94	248.794	83.367	0	332.161	105,56	240.262	68.041	0	308.303	173,65	53,62	231.996	53.195	0	285.191
2	2004	52,69	250.219	84.858	0	335.077	106,28	240.972	70.569	0	311.540	174,70	53,59	231.880	56.520	0	288.400
3	2004	52,07	250.469	103.977	0	354.446	105,16	241.375	85.845	0	327.220	173,96	53,09	232.455	68.062	0	300.516
4	2004	53,01	249.990	88.253	9.311	347.554	106,16	241.201	73.574	9.658	324.433	172,86	53,14	232.432	58.931	10.005	301.368
5	2004	54,42	248.044	101.972	1.157	351.173	107,17	240.411	81.433	588	322.432	170,89	52,75	232.537	60.246	0	292.782
6	2004	54,37	248.488	102.156	1.669	352.313	106,99	240.932	79.269	1.575	321.776	169,99	52,62	233.126	55.622	1.478	290.225

Fél. háskólamenntaðra starfsmanna stjórnarráðs

		Karlur					Allir						Konur				
MA	AR	STG	DL	YL	ÖL	HL	STG	DL	YL	ÖL	HL	Km.dl.	STG	DL	YL	ÖL	HL
7	2003	139,59	262.025	59.226	11.432	332.683	322,61	253.749	55.805	6.898	316.452	155,30	183,02	247.437	53.196	3.440	304.072
8	2003	141,13	261.515	58.987	15.212	335.714	324,28	254.794	55.271	9.115	319.180	156,09	183,15	249.616	52.407	4.417	306.440
9	2003	140,90	261.471	60.856	8.031	330.358	324,61	255.594	57.182	5.977	318.754	155,47	183,71	251.087	54.365	4.402	309.854
10	2003	141,38	262.374	63.425	7.336	333.135	320,70	256.765	60.222	5.507	322.493	155,47	179,33	252.343	57.696	4.065	314.104
11	2003	142,68	262.099	62.918	4.983	329.999	325,64	255.922	58.836	4.388	319.146	154,75	182,96	251.105	55.652	3.924	310.681
12	2003	143,52	262.421	67.063	39.058	368.542	329,70	255.699	62.368	39.524	357.592	154,15	186,18	250.518	58.749	39.883	349.150
1	2004	142,68	271.821	78.082	4.362	354.265	329,69	264.436	68.242	4.105	336.783	159,35	187,01	258.801	60.734	3.910	323.445
2	2004	143,71	273.910	68.921	1.960	344.791	332,37	264.720	61.110	2.684	328.514	160,01	188,65	257.719	55.160	3.235	316.114
3	2004	144,17	274.830	71.062	1.718	347.610	332,53	265.032	62.212	3.146	330.389	159,26	188,36	257.532	55.438	4.238	317.208
4	2004	146,65	274.003	68.961	11.805	354.769	337,88	265.965	61.413	12.948	340.325	158,92	191,23	259.800	55.625	13.824	329.249
5	2004	146,24	273.411	70.690	2.195	346.296	335,11	265.272	62.910	2.901	331.083	157,22	188,87	258.971	56.886	3.446	319.304
6	2004	146,37	273.372	69.949	2.201	345.522	333,52	265.612	62.061	2.683	330.356	156,25	187,15	259.543	55.892	3.060	318.495

Félag íslenskra fræða

		<i>Karlar</i>					
MA	AR	STG	DL	YL	ÖL	HL	
7	2003	21,33	233.322	18.800	472	252.594	
8	2003	21,22	235.753	21.978	474	258.205	
9	2003	17,91	242.338	17.575	562	260.476	
10	2003	22,73	238.730	46.609	443	285.783	
11	2003	21,59	239.184	52.694	466	292.345	
12	2003	19,47	240.654	23.328	38.207	302.190	
1	2004	20,28	247.667	23.641	0	271.307	
2	2004	20,62	248.065	21.659	0	269.724	
3	2004	21,71	246.781	23.547	0	270.327	
4	2004	21,09	248.841	25.691	9.906	284.438	
5	2004	20,10	247.513	31.945	0	279.457	
6	2004	21,93	248.844	24.526	0	273.370	

Félag íslenskra hjúkrunarfræðinga

		<i>Karlar</i>					
MA	AR	STG	DL	YL	ÖL	HL	
7	2003	22,79	227.969	90.740	34.177	352.886	
8	2003	22,43	228.345	112.518	43.287	384.150	
9	2003	23,01	227.744	100.380	35.889	364.013	
10	2003	22,78	228.594	120.371	55.396	404.361	
11	2003	22,84	230.454	109.213	55.614	395.281	
12	2003	23,72	227.030	87.530	107.115	421.674	
1	2004	24,15	233.597	99.420	60.638	393.656	
2	2004	24,11	234.561	104.916	54.796	394.273	
3	2004	23,29	235.908	94.044	56.186	386.138	
4	2004	24,00	239.900	117.803	67.657	425.361	
5	2004	23,11	236.159	112.307	61.265	409.731	
6	2004	26,10	231.995	85.797	59.621	377.412	

<i>Allir</i>						
STG	DL	YL	ÖL	HL	Km.dl.	
49,26	234.484	16.856	460	251.799	139,36	
49,45	235.523	19.017	204	254.744	140,10	
46,05	239.277	16.126	219	255.621	141,33	
52,72	236.215	29.507	191	265.913	138,89	
51,04	236.563	39.385	197	276.145	138,90	
48,05	237.076	20.816	36.634	294.526	138,78	
51,03	243.649	20.389	102	264.140	142,57	
51,05	245.016	30.413	0	275.429	143,81	
52,74	242.593	27.504	0	270.097	141,55	
51,75	244.175	33.231	9.976	287.381	141,67	
52,15	243.969	35.768	0	279.737	140,40	
59,74	241.634	33.509	0	275.143	138,03	

<i>Konur</i>					
STG	DL	YL	ÖL	HL	
27,93	235.371	15.371	451	251.193	
28,23	235.350	16.791	0	252.142	
28,14	237.328	15.203	0	252.531	
29,99	234.308	16.542	0	250.850	
29,46	234.643	29.632	0	264.274	
28,58	234.639	19.105	35.563	289.306	
30,75	240.998	18.245	169	259.412	
30,43	242.950	36.346	0	279.296	
31,02	239.662	30.273	0	269.935	
30,66	240.965	38.417	10.024	289.406	
32,05	241.746	38.166	0	279.912	
37,82	237.454	38.717	0	276.171	

Félag íslenskra náttúrufræðinga

		<i>Karlar</i>						<i>Allir</i>						<i>Konur</i>				
MA	AR	STG	DL	YL	ÖL	HL	STG	DL	YL	ÖL	HL	Km.dl.	STG	DL	YL	ÖL	HL	
7	2003	364,44	260.431	48.672	5.141	314.243	620,46	250.372	40.107	5.269	295.748	159,94	256,02	236.054	27.915	5.451	269.420	
8	2003	364,91	261.548	51.985	5.932	319.466	619,91	251.574	44.158	5.951	301.683	160,85	255,01	237.300	32.956	5.979	276.236	
9	2003	355,82	264.328	65.868	6.440	336.637	585,71	256.088	55.724	7.114	318.926	162,58	229,90	243.333	40.023	8.158	291.514	
10	2003	355,84	264.292	72.664	5.146	342.101	587,69	256.885	60.954	6.845	324.684	162,34	231,85	245.516	42.982	9.453	297.952	
11	2003	350,78	265.252	57.608	5.659	328.519	579,06	257.331	48.819	6.052	312.202	162,40	228,27	245.158	35.313	6.657	287.128	
12	2003	355,26	265.663	56.129	45.802	367.594	586,31	257.200	47.520	46.980	351.700	161,83	231,04	244.186	34.284	48.792	327.262	
1	2004	350,57	275.522	41.336	3.760	320.618	576,02	267.391	35.232	4.517	307.140	168,18	225,45	254.746	25.742	5.694	286.182	
2	2004	351,37	276.375	51.089	27.424	354.888	578,66	267.826	42.793	22.698	333.317	168,96	227,28	254.609	29.969	15.392	299.970	
3	2004	355,76	275.281	56.096	7.076	338.454	583,17	267.295	47.700	5.700	320.695	167,64	227,41	254.802	34.565	3.546	292.913	
4	2004	350,56	275.693	60.449	16.034	352.175	579,97	267.438	51.201	16.255	334.895	166,78	229,41	254.825	37.070	16.593	308.488	
5	2004	357,82	275.128	60.237	4.213	339.578	595,61	266.410	51.876	4.238	322.524	164,79	237,79	253.291	39.295	4.277	296.862	
6	2004	367,23	273.529	59.030	8.556	341.115	610,20	265.391	48.723	7.762	321.876	162,95	242,97	253.091	33.145	6.563	292.799	

Stéttarfélag sjúkráþjálfra

		<i>Karlar</i>					<i>Allir</i>						<i>Konur</i>				
MA	AR	STG	DL	YL	ÖL	HL	STG	DL	YL	ÖL	HL	Km.dl.	STG	DL	YL	ÖL	HL
7	2003						48,90	247.331	19.499	3.723	270.554	149,42					
8	2003						51,56	247.468	22.835	4.868	275.171	149,64					
9	2003						49,51	250.042	23.436	3.228	276.706	150,13					
10	2003						47,23	252.085	28.194	3.737	284.016	150,67					
11	2003						49,01	252.041	27.042	2.856	281.939	150,43					
12	2003						48,85	253.406	28.806	44.972	327.184	150,79					
1	2004						48,21	263.664	28.042	5.164	296.871	156,83					
2	2004						50,56	262.727	28.777	3.301	294.805	156,75					
3	2004						50,30	262.935	29.166	3.424	295.524	155,96					
4	2004						52,34	263.905	31.131	14.105	309.141	155,65					
5	2004						52,88	269.089	28.759	4.187	302.034	157,42					
6	2004						47,11	265.109	31.653	5.069	301.830	153,94					

Félag tækniháskólakennara

		<i>Karlar</i>					
MA	AR	STG	DL	YL	ÖL	HL	
7	2003	27,93	263.390	4.716	0	268.106	
8	2003	30,23	265.622	3.266	0	268.889	
9	2003	28,16	259.313	35.484	0	294.797	
10	2003	29,23	257.846	35.661	0	293.507	
11	2003	29,23	257.846	40.423	0	298.269	
12	2003	31,06	256.865	33.908	32.573	323.346	
1	2004	29,11	265.996	103.606	418	370.020	
2	2004	27,52	266.312	42.201	0	308.514	
3	2004	28,52	262.482	46.544	0	309.026	
4	2004	28,52	264.589	41.394	9.798	315.780	
5	2004	29,20	266.137	51.715	719	318.571	
6	2004	27,84	267.921	72.876	0	340.796	

Félag íslenskra. félagsvísindamanna

		<i>Karlar</i>					
MA	AR	STG	DL	YL	ÖL	HL	
7	2003	17,86	261.704	69.094	6.494	337.292	
8	2003	19,15	261.532	59.062	5.587	326.182	
9	2003	20,64	260.194	45.198	5.184	310.576	
10	2003	18,97	262.594	47.551	4.844	314.989	
11	2003	18,94	262.861	54.970	4.852	322.683	
12	2003	18,95	264.547	44.595	40.955	350.097	
1	2004	19,00	277.918	47.217	4.980	330.116	
2	2004	17,74	276.027	40.416	5.335	321.778	
3	2004	17,22	279.683	45.110	5.496	330.289	
4	2004	17,12	279.913	54.198	16.564	350.675	
5	2004	18,43	276.045	58.559	7.849	342.454	
6	2004	18,68	274.907	41.130	36.569	352.606	

<i>Allir</i>						
STG	DL	YL	ÖL	HL	Km.dl.	
46,14	259.558	13.807	0	273.365	173,03	
51,59	257.197	32.626	0	289.823	171,61	
51,42	250.094	44.368	0	294.462	165,70	
52,49	249.464	43.285	0	292.749	164,53	
53,49	248.294	45.313	0	293.608	163,53	
53,14	250.546	41.815	33.247	325.608	164,52	
54,77	256.058	89.956	222	346.237	168,07	
50,86	260.527	49.244	0	309.771	171,52	
52,65	255.074	52.288	0	307.362	166,94	
52,89	257.484	52.487	9.454	319.425	167,57	
52,58	259.337	59.581	399	319.317	167,41	
48,44	264.657	62.915	0	327.572	169,58	

<i>Allir</i>						
STG	DL	YL	ÖL	HL	Km.dl.	
44,56	258.227	54.616	7.396	320.239	173,00	
46,05	257.888	45.993	9.682	313.563	172,93	
46,37	258.297	49.135	7.266	314.698	171,99	
45,15	260.957	46.085	7.707	314.749	172,97	
43,44	262.016	49.661	6.555	318.232	173,43	
45,31	261.289	46.294	47.408	354.991	172,43	
46,75	274.328	42.987	13.668	330.983	180,96	
46,02	273.447	42.704	6.829	322.979	180,93	
46,89	272.204	41.816	7.085	321.105	179,05	
47,27	271.739	44.366	14.285	330.389	177,74	
49,54	271.484	47.716	5.943	325.143	176,13	
50,53	271.278	43.979	16.129	331.386	174,69	

<i>Konur</i>					
STG	DL	YL	ÖL	HL	
18,21	253.682	27.750	0	281.432	
21,36	245.273	74.177	0	319.451	
23,26	238.932	55.125	0	294.057	
23,26	238.932	52.865	0	291.797	
24,26	236.786	51.205	0	287.991	
22,08	241.658	52.939	34.195	328.791	
25,67	244.789	74.476	0	319.266	
23,34	253.707	57.546	0	311.253	
24,13	246.320	59.076	0	305.396	
24,37	249.170	65.468	9.051	323.689	
23,37	250.841	69.408	0	320.249	
20,60	260.245	49.449	0	309.694	

<i>Konur</i>					
STG	DL	YL	ÖL	HL	
26,70	255.901	44.931	8.000	308.832	
26,90	255.295	36.690	12.596	304.580	
25,73	256.776	52.293	8.935	318.005	
26,19	259.771	45.023	9.780	314.575	
24,50	261.362	45.557	7.871	314.791	
26,36	258.948	47.516	52.046	358.510	
27,75	271.870	40.090	19.617	331.577	
28,28	271.829	44.139	7.765	323.733	
29,68	267.864	39.905	8.006	315.775	
30,15	267.097	38.782	12.990	318.869	
31,12	268.782	41.296	4.814	314.892	
31,86	269.150	45.649	4.146	318.945	

BHM, ríkisstarfsmenn

Október 2004

Kjarafélag iðjubjálfa

		Kjarlar					Konur				
MA	AR	STG	DL	YL	ÖL	HL	STG	DL	YL	ÖL	HL
7	2003	47,36	250.515	13.735	26	264.277					
8	2003	48,13	254.684	7.955	230	262.869					
9	2003	48,64	255.478	7.200	130	262.808					
10	2003	46,57	255.399	7.858	109	263.366					
11	2003	48,34	254.496	8.935	105	263.536					
12	2003	47,17	255.436	7.809	37.690	300.935					
1	2004	46,23	265.277	8.642	1.912	275.831					
2	2004	45,77	267.296	8.658	2.082	278.036					
3	2004	46,19	265.458	7.478	1.800	274.736					
4	2004	46,37	267.437	9.265	13.561	290.263					
5	2004	48,15	266.009	9.626	2.991	278.626					
6	2004	46,76	266.456	11.878	3.927	282.261					

Kennarafélag KHÍ

		Kjarlar					Konur				
MA	AR	STG	DL	YL	ÖL	HL	STG	DL	YL	ÖL	HL
7	2003	41,83	239.536	133.342	0	372.879	68,01	222.349	101.850	0	324.199
8	2003	47,41	235.887	123.556	703	360.146	71,52	220.840	94.611	487	315.937
9	2003	58,20	231.133	86.228	572	317.934	82,49	219.210	70.487	0	289.697
10	2003	50,70	237.863	106.306	2.159	346.328	76,00	222.936	83.506	1.911	308.352
11	2003	48,20	241.083	101.703	691	343.477	76,15	223.639	78.828	66	302.533
12	2003	48,79	242.018	101.794	33.085	376.897	76,38	221.908	86.034	34.172	342.115
1	2004	48,20	248.013	117.791	712	366.516	74,84	228.751	86.632	0	315.383
2	2004	47,91	248.057	116.517	0	364.574	76,15	229.445	85.229	0	314.674
3	2004	49,21	249.307	115.803	0	365.110	76,83	228.943	95.600	2.495	327.038
4	2004	47,16	247.294	118.485	10.014	375.792	74,70	231.523	89.054	9.877	330.454
5	2004	49,10	248.441	115.669	0	364.110	75,03	231.366	97.326	1.119	329.811
6	2004	49,25	248.494	121.523	0	370.017	75,30	231.068	109.868	2.370	343.306

Kjarafélag viðskipta- og hagfræðinga

MA	AR	<i>Karlar</i>				
		STG	DL	YL	ÖL	HL
7	2003	156,63	267.487	84.365	1.142	352.994
8	2003	159,69	267.810	80.758	894	349.462
9	2003	157,32	267.664	100.163	1.103	368.931
10	2003	159,21	267.518	94.570	640	362.728
11	2003	161,75	267.307	93.694	2.341	363.341
12	2003	164,07	267.544	93.495	38.016	399.056
1	2004	165,23	277.988	92.324	490	370.802
2	2004	161,77	278.198	98.746	1.674	378.618
3	2004	165,74	278.653	100.474	992	380.118
4	2004	162,91	278.484	98.976	10.737	388.198
5	2004	162,67	280.172	98.012	199	378.383
6	2004	166,66	279.254	97.581	3.227	380.063

Ljósmeðrafélag Íslands*Kaupmáttur miðast við 01/2000 = 100,00*

MA	AR	<i>Karlar</i>				
		STG	DL	YL	ÖL	HL
7	2003					
8	2003					
9	2003					
10	2003					
11	2003					
12	2003					
1	2004					
2	2004					
3	2004					
4	2004					
5	2004					
6	2004					

<i>Allir</i>						
STG	DL	YL	ÖL	HL	Km.dl.	
264,33	262.399	85.272	677	348.348	154,07	
268,54	263.050	82.436	532	346.017	154,59	
268,15	262.926	97.237	764	360.927	153,43	
266,55	263.754	93.269	543	357.565	153,21	
271,41	263.676	91.372	1.437	356.485	152,95	
276,05	262.809	92.882	37.558	393.248	152,00	
280,67	272.213	91.249	2.650	366.112	157,37	
278,80	272.225	95.032	1.013	368.270	157,86	
285,44	271.874	95.893	617	368.384	156,73	
284,52	272.896	93.968	10.419	377.283	156,43	
285,25	274.638	94.435	399	369.472	156,15	
294,67	273.333	92.202	1.865	367.400	154,26	

<i>Konur</i>				
STG	DL	YL	ÖL	HL
107,70	255.001	86.592	0	341.593
108,85	256.067	84.897	0	340.963
110,83	256.199	93.083	284	349.565
107,34	258.171	91.339	399	349.908
109,66	258.321	87.948	103	346.372
111,98	255.871	91.982	36.885	384.738
115,44	263.948	89.711	5.741	359.399
117,03	263.969	89.897	100	353.966
119,69	262.488	89.551	97	352.136
121,61	265.410	87.259	9.993	362.663
122,58	267.295	89.688	663	357.647
128,01	265.624	85.199	91	350.914

<i>Konur</i>				
STG	DL	YL	ÖL	HL

Stéttarfél. háskólam. á matvæla- og næringasviði

		<i>Karlar</i>					<i>Allir</i>					<i>Konur</i>					
MA	AR	STG	DL	YL	ÖL	HL	STG	DL	YL	ÖL	HL	Km.dl.	STG	DL	YL	ÖL	HL
7	2003	18,96	263.811	41.110	2.987	307.908	52,68	254.752	28.605	5.026	288.384	186,88	33,73	249.660	21.576	6.172	277.408
8	2003	19,68	264.508	30.811	5.200	300.519	49,45	259.135	25.655	3.652	288.442	190,27	29,77	255.584	22.247	2.629	280.460
9	2003	17,96	266.512	34.020	3.154	303.686	47,66	259.536	29.698	2.995	292.229	189,22	29,70	255.318	27.085	2.899	285.302
10	2003	18,37	266.033	44.325	3.083	313.441	48,61	259.500	36.688	2.938	299.126	188,33	30,24	255.532	32.049	2.851	290.432
11	2003	19,52	262.102	47.871	2.902	312.875	50,91	260.194	38.696	2.855	301.745	188,57	31,39	259.008	32.991	2.826	294.825
12	2003	19,52	263.540	54.971	51.132	369.642	50,36	262.317	35.586	49.636	347.539	189,54	30,84	261.544	23.318	48.690	333.553
1	2004	20,73	271.316	36.181	2.875	310.371	51,85	271.475	26.990	2.312	300.777	196,08	31,12	271.580	20.869	1.938	294.387
2	2004	22,30	272.025	39.422	2.879	314.326	54,87	271.147	28.971	10.160	310.278	196,44	32,57	270.545	21.818	15.144	307.507
3	2004	19,52	277.176	38.183	15.457	330.816	52,32	273.326	28.026	10.927	312.279	196,86	32,80	271.035	21.983	8.231	301.249
4	2004	19,52	277.270	40.404	11.006	328.681	52,25	273.352	29.947	11.727	315.026	195,77	32,73	271.016	23.712	12.157	306.885
5	2004	20,03	274.524	30.497	1.188	306.209	53,00	270.543	26.077	739	297.359	192,18	32,97	268.125	23.392	466	291.983
6	2004	19,83	273.988	28.206	1.200	303.394	54,16	270.176	24.122	723	295.022	190,50	34,33	267.974	21.763	448	290.185

Meinataeknafélag Íslands *Kaupmáttur miðast við 04/1989 = 100,00*

		<i>Karlar</i>					<i>Allir</i>					<i>Konur</i>					
MA	AR	STG	DL	YL	ÖL	HL	STG	DL	YL	ÖL	HL	Km.dl.	STG	DL	YL	ÖL	HL
7	2003						158,76	200.896	81.668	23.059	305.623	156,51					
8	2003						157,33	200.710	87.773	23.998	312.481	156,50					
9	2003						157,00	200.108	85.147	25.194	310.448	154,94					
10	2003						167,95	196.765	82.553	23.765	303.083	151,65					
11	2003						159,53	199.934	94.993	19.333	314.260	153,88					
12	2003						161,30	200.956	95.949	57.089	353.994	154,20					
1	2004						159,76	207.058	99.430	20.920	327.408	158,82					
2	2004						152,72	208.159	97.808	19.506	325.473	160,15					
3	2004						151,12	208.076	100.578	20.850	329.503	159,15					
4	2004						155,73	208.620	105.325	34.012	347.957	158,67					
5	2004						152,15	207.811	107.168	21.667	336.646	156,77					
6	2004						159,77	206.252	90.332	17.946	314.531	154,44					

Félag íslenskra geislafræðinga

Kaupmáttur miðast við 01/1992 = 100,00

		<i>Karlar</i>					<i>Allir</i>						<i>Konur</i>				
MA	AR	STG	DL	YL	ÖL	HL	STG	DL	YL	ÖL	HL	Km.dl.	STG	DL	YL	ÖL	HL
7	2003						50,35	199.370	86.696	15.670	301.736	182,79					
8	2003						51,40	200.707	82.990	17.236	300.932	184,18					
9	2003						50,66	199.871	68.733	18.877	287.481	182,13					
10	2003						48,78	201.182	79.041	18.585	298.808	182,48					
11	2003						46,79	202.745	86.805	19.120	308.670	183,64					
12	2003						47,01	202.624	88.904	59.276	350.804	182,99					
1	2004						45,47	209.359	89.689	21.377	320.425	188,99					
2	2004						46,49	209.413	83.924	18.806	312.142	189,62					
3	2004						46,23	209.478	83.400	20.299	313.177	188,56					
4	2004						44,94	210.034	98.062	36.629	344.725	188,00					
5	2004						45,73	209.816	92.751	20.569	323.136	186,28					
6	2004						49,84	207.427	79.619	17.012	304.058	182,79					

Stéttarfélag sálfræðinga á Íslandi

		<i>Karlar</i>					<i>Allir</i>						<i>Konur</i>				
MA	AR	STG	DL	YL	ÖL	HL	STG	DL	YL	ÖL	HL	Km.dl.	STG	DL	YL	ÖL	HL
7	2003	19,21	303.566	19.191	0	322.757	52,50	291.674	13.223	1.522	306.418	176,83	33,29	284.812	9.779	2.399	296.990
8	2003	20,26	297.795	17.561	6.741	322.097	54,77	289.036	12.932	3.041	305.009	175,39	34,51	283.894	10.214	869	294.978
9	2003	21,60	298.630	16.031	13.818	328.479	55,01	289.129	14.514	8.174	311.818	174,21	33,41	282.986	13.534	4.525	301.046
10	2003	20,60	300.955	20.869	2.907	324.732	55,28	288.575	18.328	6.464	313.366	173,08	34,68	281.221	16.818	8.576	306.615
11	2003	20,60	300.955	23.269	2.945	327.169	54,70	289.373	17.536	6.645	313.553	173,32	34,10	282.376	14.073	8.880	305.328
12	2003	23,16	301.509	19.209	41.962	362.681	56,67	290.644	15.598	46.598	352.839	173,56	33,51	283.133	13.101	49.803	346.037
1	2004	22,20	304.919	18.364	0	323.283	58,62	298.876	16.350	6.082	321.308	178,40	36,42	295.191	15.123	9.790	320.104
2	2004	22,54	304.216	18.645	1.582	324.443	57,38	296.451	16.622	2.620	315.693	177,49	34,85	291.429	15.315	3.292	310.035
3	2004	24,47	301.219	19.916	0	321.135	61,32	294.410	17.385	2.552	314.346	175,23	36,85	289.887	15.704	4.247	309.838
4	2004	23,40	301.996	18.219	9.352	329.566	58,97	293.565	14.900	14.818	323.284	173,75	35,57	288.020	12.717	18.414	319.151
5	2004	20,50	310.185	17.817	1.771	329.773	55,90	295.652	15.995	4.459	316.105	173,56	35,40	287.235	14.939	6.016	308.191
6	2004	20,50	310.185	16.953	9.751	336.890	58,28	293.858	16.476	7.140	317.474	171,23	37,78	284.999	16.216	5.723	306.938

Stéttarfélag íslenskra félagsráðgjafa

		<i>Karlar</i>						<i>Allir</i>						<i>Konur</i>				
MA	AR	STG	DL	YL	ÖL	HL	STG	DL	YL	ÖL	HL	Km.dl.	STG	DL	YL	ÖL	HL	
7	2003						62,10	233.634	26.963	5.140	265.738	164,69						
8	2003						62,56	233.206	34.458	6.792	274.456	164,53						
9	2003						64,28	245.816	25.918	5.761	277.495	172,21						
10	2003						63,82	245.698	26.239	4.957	276.895	171,34						
11	2003						63,86	245.953	23.129	6.467	275.549	171,28						
12	2003						64,94	246.412	21.097	43.621	311.130	171,09						
1	2004						64,05	256.845	21.735	6.972	285.551	178,26						
2	2004						63,71	257.514	24.948	6.838	289.300	179,27						
3	2004						68,83	261.858	24.159	5.184	291.201	181,22						
4	2004						61,20	260.171	24.361	20.434	304.965	179,04						
5	2004						61,25	260.929	24.703	6.164	291.797	178,10						
6	2004						65,09	259.882	21.701	4.214	285.797	176,07						

Stéttarfélag lögfræðinga

		<i>Karlar</i>						<i>Allir</i>						<i>Konur</i>				
MA	AR	STG	DL	YL	ÖL	HL	STG	DL	YL	ÖL	HL	Km.dl.	STG	DL	YL	ÖL	HL	
7	2003	110,25	250.906	91.311	15.011	357.227	230,22	244.420	83.720	14.149	342.289	149,37	119,97	238.460	76.744	13.357	328.561	
8	2003	115,74	250.119	84.307	17.035	351.461	235,43	243.618	79.423	14.161	337.202	149,02	119,69	237.332	74.699	11.382	323.413	
9	2003	111,73	254.799	92.399	15.999	363.197	232,28	246.924	83.520	13.190	343.634	149,98	120,55	239.626	75.291	10.587	325.504	
10	2003	107,87	253.645	94.933	16.685	365.262	227,16	247.037	86.938	13.362	347.337	149,36	119,28	241.061	79.708	10.357	331.126	
11	2003	109,78	252.659	89.013	16.597	358.269	226,62	246.759	84.413	13.615	344.787	148,99	116,83	241.214	80.091	10.813	332.119	
12	2003	108,96	253.005	97.623	61.960	412.587	228,07	247.112	92.555	55.315	394.983	148,75	119,11	241.723	87.919	49.238	378.879	
1	2004	110,77	263.119	96.868	20.662	380.649	231,07	257.453	89.467	18.783	365.704	154,92	120,30	252.236	82.653	17.054	351.943	
2	2004	111,31	262.589	92.758	18.094	373.442	232,56	258.269	87.733	15.195	361.196	155,88	121,25	254.303	83.119	12.533	349.955	
3	2004	109,22	265.732	98.766	15.559	380.057	228,34	259.675	89.284	14.121	363.080	155,81	119,12	254.123	80.591	12.802	347.515	
4	2004	113,99	266.676	95.494	30.735	392.904	234,86	260.602	89.272	27.590	377.464	155,48	120,88	254.874	83.405	24.625	362.904	
5	2004	107,00	265.205	94.395	18.744	378.344	227,85	260.525	87.414	15.953	363.892	154,18	120,85	256.380	81.233	13.481	351.095	
6	2004	106,99	267.106	103.236	22.934	393.276	233,55	261.311	94.408	16.602	372.320	153,50	126,55	256.411	86.944	11.249	354.603	

Útgarður, félag háskólamanna

MA	AR	<i>Karlar</i>					<i>Allir</i>						<i>Konur</i>				
		STG	DL	YL	ÖL	HL	STG	DL	YL	ÖL	HL	Km.dl.	STG	DL	YL	ÖL	HL
7	2003	143,60	231.264	67.113	11.489	309.866	325,48	224.189	50.553	7.165	281.907	150,29	181,89	218.602	37.480	3.751	259.833
8	2003	142,01	232.557	65.066	10.855	308.478	319,76	225.013	50.519	6.008	281.539	150,98	177,75	218.986	38.896	2.135	260.016
9	2003	140,60	232.099	77.005	10.730	319.834	321,87	225.234	55.735	5.685	286.654	150,07	181,28	219.910	39.238	1.772	260.920
10	2003	143,67	231.852	79.493	11.506	322.850	324,24	226.091	58.685	6.997	291.774	149,95	180,56	221.508	42.128	3.410	267.046
11	2003	145,15	231.920	76.718	12.612	321.249	323,79	226.469	58.961	7.664	293.094	149,99	178,64	222.040	44.534	3.644	270.218
12	2003	141,94	233.686	77.984	49.479	361.149	319,41	227.698	58.172	45.471	331.341	150,36	177,47	222.909	42.326	42.266	307.502
1	2004	143,79	243.014	74.207	15.312	332.533	314,97	235.777	57.129	8.845	301.750	155,63	171,18	229.698	42.784	3.412	275.894
2	2004	147,58	244.251	76.514	14.439	335.203	322,54	236.071	56.999	9.670	302.741	156,30	174,97	229.172	40.539	5.648	275.360
3	2004	148,69	245.399	74.971	10.929	331.299	322,58	237.331	58.280	6.732	302.343	156,21	173,89	230.433	44.009	3.143	277.585
4	2004	152,25	244.222	77.486	23.280	344.989	322,38	237.030	59.254	18.161	314.445	155,13	170,13	230.594	42.936	13.579	287.109
5	2004	148,80	245.197	83.154	12.054	340.405	318,89	237.590	62.422	7.230	307.242	154,24	170,08	230.935	44.284	3.010	278.229
6	2004	153,28	245.088	86.696	11.388	343.171	330,43	237.906	63.274	7.715	308.895	153,30	177,15	231.693	43.008	4.537	279.238

Proskapjálfafélag Íslands

Kaupmáttur miðast við 07-12/1997 = 100,00

MA	AR	<i>Karlar</i>					<i>Allir</i>						<i>Konur</i>				
		STG	DL	YL	ÖL	HL	STG	DL	YL	ÖL	HL	Km.dl.	STG	DL	YL	ÖL	HL
7	2003						140,18	191.898	42.117	17.596	251.611	128,65					
8	2003						142,01	191.606	44.018	19.109	254.733	128,57					
9	2003						139,02	192.006	44.872	21.480	258.358	127,93					
10	2003						138,14	192.653	47.142	23.150	262.945	127,77					
11	2003						145,62	192.099	46.147	22.887	261.134	127,23					
12	2003						138,80	192.801	50.848	62.244	305.893	127,31					
1	2004						136,26	199.221	64.684	21.408	285.313	131,50					
2	2004						139,52	198.719	45.180	23.843	267.742	131,57					
3	2004						143,62	197.965	43.663	23.266	264.894	130,30					
4	2004						146,62	198.644	67.628	29.401	295.673	130,01					
5	2004						147,08	198.905	54.627	20.696	274.228	129,12					
6	2004						150,14	199.531	69.641	20.613	289.785	128,57					

BHM, ríkisstarfsmenn

Október 2004

BHM félagin hjá ríkinu, alls

MA	AR	Kerlar				YL	ÖL	HL	Allir	STG	DL	YL	ÖL	HL	Km.dl	Konur			
		AR	STG	DL	YL											STG	DL	YL	ÖL
7	2003	1.484,32	250,081	60,930	7.897	318,908	4.618,60	232.898	53.885	12.976	299.759	151,84	3.134,51	224.761	50.549	15.381	290.690		
8	2003	1.509,41	250,478	62,535	8.265	321,278	4.632,54	233.473	57.163	13.865	304.501	152,36	3.123,14	225.255	54.567	16.571	296.393		
9	2003	1.490,02	252,233	70,622	40.740	363,595	4.608,53	234.745	60.491	32.864	328.099	152,11	3.118,53	226.389	55.650	29.100	311.140		
10	2003	1.486,10	252,765	74,251	7.841	334,857	4.608,85	235.022	61.720	15.552	312.293	151,59	3.122,74	226.578	55.757	19.221	301.556		
11	2003	1.492,25	252,789	69,607	7.750	330,146	4.600,36	235.420	60.580	15.255	311.255	151,64	3.108,10	227.081	56.246	18.858	302.185		
12	2003	1.505,05	253,338	70,549	46.010	369,897	4.618,22	235.995	63.734	53.558	353.287	151,55	3.113,16	227.611	60.440	57.204	345.254		
1	2004	1.505,03	262,408	70,087	8.116	340,610	4.620,79	244,112	62.699	16.401	323.212	156,70	3.115,78	235.274	59.131	20.404	314.809		
2	2004	1.504,06	262,968	67,630	13.273	343,870	4.619,70	244,527	57.486	17.416	319.429	157,45	3.115,65	235.624	52.589	19.416	307.630		
3	2004	1.519,03	262,972	71,488	7.276	341,736	4.649,86	244,538	60.451	15.096	320.085	156,53	3.130,82	235.594	55.096	18.890	309.581		
4	2004	1.510,52	263,310	75,536	17.529	356,375	4.638,51	245,050	71.792	25.010	341.852	155,97	3.128,01	236.232	69.985	28.621	334.838		
5	2004	1.507,46	263,446	76,476	6.913	346,835	4.644,61	245,382	67.604	14.805	327.790	154,92	3.137,15	236.702	63.341	18.597	318.640		
6	2004	1.539,36	262,443	71,981	8.872	343,296	4.752,17	244,521	61.009	14.375	319.905	153,23	3.212,82	235.934	55.751	17.012	308.697		

3.3 Kennarasamband Íslands, ríkisstarfsmenn

Kennarasamband Íslands, ríkisstarfsmenn

		Kartar						Allir						Konur					
MA	AR	STG	DL	YL	ÖL	HL	STG	DL	YL	ÖL	HL	Km.dl.	STG	DL	YL	ÖL	HL		
7	2003	688,48	234,375	11,306	428	246,110	1.293,22	231,661	8,614	258	240,534	164,12	604,74	228,572	5,548	65	234,185		
8	2003	678,37	234,544	33,892	1	268,438	1.310,93	231,785	26,480	77	258,342	164,36	632,46	228,826	18,530	158	247,514		
9	2003	675,78	233,959	163,587	591	398,137	1.305,13	231,449	130,125	424	361,998	162,97	629,35	228,753	94,194	245	323,192		
10	2003	673,25	233,876	118,758	759	353,394	1.300,71	231,447	99,868	733	332,048	162,22	627,46	228,841	79,599	705	309,145		
11	2003	673,34	233,850	124,303	299	358,453	1.299,18	231,504	103,208	362	335,075	162,04	625,84	228,980	80,512	430	309,922		
12	2003	674,81	233,971	132,267	37,623	403,861	1.300,71	231,662	108,657	37,513	377,831	161,66	625,90	229,173	83,201	37,394	349,768		
1	2004	681,85	240,989	107,512	208	348,710	1.329,30	238,118	81,385	296	319,799	166,10	647,45	235,094	53,868	388	289,351		
2	2004	673,92	241,177	121,089	201	362,468	1.307,03	238,302	95,329	192	333,823	166,74	633,11	235,242	67,907	182	303,331		
3	2004	674,26	241,092	125,042	196	366,329	1.305,92	238,287	100,030	199	338,516	165,74	631,67	235,292	73,332	203	308,827		
4	2004	679,18	241,202	121,425	10,242	372,869	1.306,54	238,412	97,853	10,353	346,618	164,90	627,37	235,392	72,333	10,474	318,199		
5	2004	675,26	241,773	110,570	255	352,598	1.302,24	238,837	89,028	232	328,097	163,85	626,98	235,676	65,827	207	301,710		
6	2004	672,06	241,947	31,845	84	273,876	1.302,57	239,028	27,001	69	266,098	162,77	630,51	235,917	21,837	53	257,808		

Félag íslenskra flugumferðarstjóra

MA	AR	Karlur					Allir						Km.dl.	Konur				
		STG	DL	YL	ÖL	HL	STG	DL	YL	ÖL	HL	STG		DL	YL	ÖL	HL	
7	2003	78,55	332.891	133.180	154.454	620.525	104,20	316.126	118.930	144.453	579.509	229,47	25,65	264.784	75.292	113.827	453.903	
8	2003	81,90	332.372	152.081	157.078	641.531	107,49	316.313	137.496	148.473	602.282	229,81	25,59	264.918	90.818	120.931	476.668	
9	2003	83,21	332.110	139.786	156.022	627.918	108,60	316.394	123.216	147.622	587.231	228,26	25,39	264.888	68.910	120.092	453.890	
10	2003	83,47	332.236	134.190	155.094	621.519	109,74	316.645	113.627	146.480	576.752	227,39	26,27	267.099	48.281	119.107	434.487	
11	2003	84,00	332.081	115.284	153.190	600.554	110,27	316.676	97.901	144.658	559.235	227,10	26,27	267.411	42.311	117.371	427.093	
12	2003	84,23	334.246	103.359	197.896	635.501	109,37	319.084	89.857	189.380	598.321	228,14	25,14	268.276	44.611	160.841	473.729	
1	2004	82,51	341.843	147.254	172.165	661.262	106,78	327.129	127.889	162.165	617.183	233,80	24,27	277.097	62.044	128.162	467.303	
2	2004	82,54	342.899	121.435	158.268	622.601	106,81	328.038	106.616	150.493	585.147	235,16	24,27	277.488	56.212	124.047	457.747	
3	2004	81,80	344.146	125.008	155.387	624.541	106,07	328.994	109.948	148.112	587.055	234,46	24,27	277.917	59.183	123.591	460.690	
4	2004	83,92	345.716	142.184	169.852	657.752	109,73	329.743	123.802	161.494	615.039	233,67	25,81	277.798	64.023	134.314	476.134	
5	2004	85,25	345.130	145.666	160.719	651.515	110,88	329.792	128.218	150.880	608.891	231,81	25,63	278.769	70.175	118.150	467.094	
6	2004	85,32	342.146	145.798	165.605	653.549	112,52	327.207	130.351	154.694	612.252	228,29	27,20	280.339	81.889	120.465	482.693	

Kjarafélag Tæknifræðingafélags Íslands

MA	AR	Karlur					Allir						Km.dl.	Konur				
		STG	DL	YL	ÖL	HL	STG	DL	YL	ÖL	HL	STG		DL	YL	ÖL	HL	
7	2003						132,75	263.675	107.453	12.967	384.094	158,43						
8	2003						131,73	263.600	101.059	12.510	377.169	158,53						
9	2003						132,89	263.727	116.407	9.765	389.898	157,49						
10	2003						132,90	264.529	110.137	13.442	388.107	157,25						
11	2003						130,79	263.869	111.184	16.311	391.364	156,64						
12	2003						131,27	264.359	105.929	72.315	442.603	156,46						
1	2004						131,92	272.574	112.134	22.541	407.249	161,25						
2	2004						128,30	274.263	113.239	18.474	405.976	162,75						
3	2004						132,10	273.918	109.138	16.801	399.857	161,59						
4	2004						126,40	275.389	110.867	20.336	406.591	161,54						
5	2004						124,39	276.822	113.951	19.719	410.492	161,06						
6	2004						129,91	274.094	109.905	17.098	401.098	158,29						

Leikarafélag Íslands

Kaupmáttur miðast við meðaltal ársins 1997 = 100,00

MA	AR	<i>Karlar</i>				
		STG	DL	YL	ÖL	HL
7	2003	18,00	207.094	0	0	207.094
8	2003	19,61	202.774	0	0	202.774
9	2003	25,10	214.248	30.278	5.616	250.142
10	2003	25,10	257.239	39.863	9.394	306.495
11	2003	24,99	297.530	40.286	14.661	352.476
12	2003	21,67	210.390	19.753	43.313	273.455
1	2004	21,68	252.114	16.829	7.913	276.856
2	2004	21,15	237.829	18.222	6.049	262.100
3	2004	21,42	251.094	22.803	6.339	280.236
4	2004	23,10	244.014	15.924	15.899	275.837
5	2004	23,99	228.605	16.569	4.992	250.166
6	2004	21,66	223.807	1.092	2.557	227.456

Læknafélag Íslands, sjúkrahúslæknar

MA	AR	<i>Karlar</i>				
		STG	DL	YL	ÖL	HL
7	2003	368,67	429.099	116.937	154.030	700.066
8	2003	363,67	412.759	117.742	166.656	697.157
9	2003	353,75	416.303	125.287	180.540	722.129
10	2003	356,31	411.753	123.224	163.276	698.252
11	2003	350,49	415.129	127.029	174.102	716.260
12	2003	360,10	414.991	121.562	205.455	742.008
1	2004	356,59	449.930	125.381	172.835	748.145
2	2004	356,43	429.953	124.001	160.689	714.643
3	2004	351,92	426.381	118.384	164.333	709.098
4	2004	348,00	433.131	119.375	182.065	734.571
5	2004	344,87	433.848	124.184	178.730	736.762
6	2004	344,64	434.090	102.801	160.634	697.524

<i>Allir</i>						
STG	DL	YL	ÖL	HL	Km.dl.	
37,00	205.555	795	109	206.459	121,63	
38,41	203.020	766	0	203.786	120,24	
46,65	208.425	21.459	5.054	234.938	122,57	
46,08	244.867	27.479	8.196	280.543	143,34	
46,87	277.401	27.839	13.255	318.495	162,16	
43,22	205.630	11.895	43.142	260.667	119,85	
45,08	240.855	12.209	7.050	260.115	140,32	
42,70	232.698	18.039	6.789	257.527	135,98	
42,56	247.584	27.112	7.536	282.232	143,83	
43,51	240.267	22.107	17.007	279.381	138,79	
45,54	228.401	23.441	6.197	258.038	130,87	
43,29	224.941	7.719	3.509	236.168	127,93	

<i>Allir</i>						
STG	DL	YL	ÖL	HL	Km.dl.	
513,66	407.733	117.861	138.501	664.095	181,13	
506,85	395.176	122.950	146.680	664.806	175,71	
486,15	403.414	130.633	163.260	697.307	178,11	
494,25	398.893	127.317	147.407	673.618	175,31	
484,53	402.506	129.292	160.318	692.116	176,66	
492,45	403.199	127.896	193.055	724.150	176,43	
492,62	430.186	130.765	156.949	717.900	188,16	
496,66	415.002	128.942	146.931	690.875	182,07	
493,21	411.203	127.220	150.555	688.978	179,35	
485,18	417.026	130.650	167.751	715.427	180,86	
487,19	416.377	130.936	162.259	709.572	179,12	
509,15	405.802	115.862	140.940	662.604	173,27	

<i>Konur</i>				
STG	DL	YL	ÖL	HL
19,00	204.097	1.549	211	205.857
18,80	203.276	1.565	0	204.841
21,55	201.642	11.188	4.399	217.229
20,98	230.068	12.665	6.764	249.497
21,88	254.414	13.626	11.650	279.689
21,55	200.844	3.995	42.969	247.808
23,40	230.422	7.929	6.251	244.602
21,55	227.663	17.859	7.516	253.038
21,15	244.029	31.477	8.748	284.254
20,41	236.028	29.105	18.260	283.393
21,55	228.174	31.090	7.538	266.803
21,63	226.076	14.357	4.462	244.895

<i>Konur</i>				
STG	DL	YL	ÖL	HL
144,99	353.406	120.210	99.016	572.632
143,18	350.517	136.179	95.943	582.639
132,39	368.975	144.918	117.089	630.982
137,94	365.676	137.890	106.418	609.984
134,04	369.501	135.208	124.276	628.986
132,35	371.115	145.130	159.315	675.560
136,03	378.431	144.878	115.306	638.615
140,23	377.000	141.502	111.961	630.463
141,30	373.400	149.227	116.240	638.866
137,18	376.173	159.251	131.442	666.865
142,32	374.042	147.298	122.347	643.686
164,51	346.539	143.224	99.684	589.447

Starfsmannafélag Sinfóníuhljómshv. Ísl.

		<i>Karlar</i>						<i>Allir</i>						<i>Konur</i>				
MA	AR	STG	DL	YL	ÖL	HL	STG	DL	YL	ÖL	HL	Km.dl.	STG	DL	YL	ÖL	HL	
7	2003	40,84	230.607	2.685	0	233.292	77,79	228.954	2.979	0	231.933	163,41	36,95	227.127	3.305	0	230.432	
8	2003	41,92	228.998	2.615	0	231.614	79,40	227.615	2.919	0	230.534	162,60	37,48	226.067	3.258	0	229.325	
9	2003	42,67	237.538	25.133	0	262.670	80,57	232.786	25.547	0	258.334	165,13	37,90	227.436	26.014	0	253.451	
10	2003	43,02	236.291	3.863	117	240.271	82,32	231.897	4.472	122	236.492	163,75	39,30	227.087	5.139	128	232.354	
11	2003	43,00	236.073	3.257	59	239.389	82,30	231.677	3.690	61	235.428	163,36	39,30	226.868	4.163	64	231.095	
12	2003	43,61	234.734	2.593	36.923	274.250	83,65	230.415	2.932	36.343	269.691	161,99	40,04	225.712	3.302	35.712	264.726	
1	2004	44,25	241.683	7.687	0	249.370	83,60	239.181	9.026	0	248.207	168,08	39,35	236.367	10.532	0	246.898	
2	2004	44,46	242.800	7.069	0	249.869	83,58	239.736	8.003	0	247.739	168,99	39,12	236.253	9.065	0	245.318	
3	2004	45,07	242.526	7.514	0	250.040	83,19	239.799	7.554	0	247.353	168,04	38,12	236.575	7.601	0	244.175	
4	2004	44,00	242.953	2.693	10.032	255.678	83,30	240.031	3.265	10.017	253.313	167,25	39,30	236.758	3.907	10.001	250.666	
5	2004	45,50	241.860	3.281	0	245.141	84,80	239.021	3.557	0	242.578	165,20	39,30	235.734	3.876	0	239.610	
6	2004	45,28	245.909	10.432	0	256.341	86,67	241.296	8.859	0	250.156	165,53	41,39	236.250	7.139	0	243.389	

Stéttarfélag verkfræðinga

		<i>Karlar</i>						<i>Allir</i>						<i>Konur</i>				
MA	AR	STG	DL	YL	ÖL	HL	STG	DL	YL	ÖL	HL	Km.dl.	STG	DL	YL	ÖL	HL	
7	2003	190,71	277.934	104.895	10.994	393.823	220,61	274.419	98.596	9.916	382.931	152,58	29,89	251.994	58.405	3.037	313.436	
8	2003	190,67	277.607	101.139	9.155	387.901	221,16	274.757	94.651	8.321	377.729	152,91	30,50	256.935	54.088	3.107	314.129	
9	2003	192,60	279.288	130.783	15.262	425.332	221,52	277.348	122.352	13.778	413.478	153,26	28,92	264.432	66.203	3.899	334.534	
10	2003	193,82	279.320	117.048	8.251	404.619	222,17	277.426	110.171	7.705	395.302	152,60	28,35	264.478	63.155	3.977	331.610	
11	2003	196,97	277.216	109.373	9.319	395.909	229,03	275.575	103.192	8.578	387.345	151,38	32,06	265.493	65.215	4.023	334.730	
12	2003	196,97	279.621	103.527	46.018	429.166	225,10	278.183	98.653	46.264	423.100	152,35	28,13	268.114	64.522	47.987	380.623	
1	2004	195,63	291.975	104.808	10.000	406.782	222,98	290.704	99.253	9.513	399.471	159,14	27,35	281.619	59.523	6.033	347.175	
2	2004	200,65	290.503	108.379	24.265	423.147	229,37	289.176	102.235	23.307	414.718	158,79	28,72	279.901	59.313	16.615	355.829	
3	2004	199,60	291.468	111.386	14.243	417.097	226,95	290.986	106.401	14.889	412.277	158,85	27,35	287.472	70.026	19.601	377.099	
4	2004	202,40	291.988	110.467	18.149	420.603	231,00	290.892	105.475	17.818	414.185	157,90	28,59	283.134	70.133	15.480	368.747	
5	2004	204,97	292.543	116.243	9.419	418.205	234,72	291.667	112.059	8.743	412.469	157,04	29,75	285.632	83.235	4.086	372.953	
6	2004	205,26	291.654	98.659	8.431	398.744	237,17	290.525	95.152	7.791	393.468	155,26	31,91	283.264	72.592	3.671	359.526	

Ýmsir, ríkisstarfsmenn

Kaupmáttur miðast við meðaltal ársins 1997 = 100,00.

Heilsgæslulæknaar

MA	AR	Kerlar				Allir				K.m.d.	HL		
		STG	DL	YL	ÖL	STG	DL	YL	ÖL				
7	2003	101,93	489,529	45,454	111,528	646,511	133,49	481,675	48,060	108,764	638,500	305,90	612,627
8	2003	98,96	506,364	47,621	143,926	697,910	128,63	490,162	50,060	128,301	668,524	311,57	570,493
9	2003	85,82	596,200	54,979	188,341	839,519	117,35	559,736	54,684	161,838	776,258	353,29	604,081
10	2003	83,86	580,835	53,722	173,903	808,460	116,61	552,888	55,373	152,022	760,283	347,37	636,933
11	2003	85,97	567,997	52,427	173,673	794,097	120,54	539,326	52,817	149,316	741,459	338,38	610,584
12	2003	87,30	561,492	53,601	232,901	847,994	123,11	530,498	53,848	206,773	791,119	331,84	652,481
1	2004	84,17	451,409	56,744	296,826	804,979	117,18	443,392	55,183	265,986	756,560	272,24	633,091
2	2004	84,31	455,998	53,709	342,125	851,833	114,62	440,303	53,114	303,276	799,420	277,86	653,602
3	2004	85,82	452,292	56,426	343,184	851,902	116,57	440,655	57,561	307,244	805,460	274,75	675,835
4	2004	87,58	454,942	64,179	301,804	820,925	120,75	437,660	65,516	271,327	774,502	271,35	651,939
5	2004	90,31	445,231	53,569	291,059	789,859	123,65	431,525	54,772	257,502	743,798	265,37	619,035
6	2004	99,89	430,187	57,941	248,956	737,083	139,66	412,590	59,050	230,895	702,535	251,85	615,748

Kjaranefnd prófessorar

Kaupmáttur miðast við meðaltal ársins 1997 = 100,00.

MA	AR	Kerlar				Allir				K.m.d.	HL		
		STG	DL	YL	ÖL	STG	DL	YL	ÖL				
7	2003	156,33	349,959	43,380	33,172	426,510	185,70	347,894	43,519	30,262	421,675	183,15	395,936
8	2003	157,33	349,547	49,858	46,903	446,308	186,70	347,558	48,746	50,463	446,767	183,14	449,227
9	2003	156,83	353,718	40,698	449,002	843,418	186,20	352,007	40,788	462,587	855,382	184,18	919,268
10	2003	157,33	353,692	48,514	23,772	425,978	186,70	351,990	52,528	23,344	427,861	183,32	437,947
11	2003	158,15	353,039	48,976	25,191	427,206	187,52	351,447	51,294	23,334	426,074	182,79	419,981
12	2003	157,33	353,539	49,525	89,366	492,429	186,70	351,861	54,304	88,813	494,977	182,46	508,627
1	2004	158,50	364,309	65,803	30,616	460,728	188,50	362,609	60,255	29,929	452,793	187,95	400,694
2	2004	159,90	364,249	35,144	23,418	422,811	189,90	362,572	35,162	21,583	419,317	188,51	400,694
3	2004	159,17	363,238	36,255	19,405	418,898	189,17	361,714	34,947	18,200	414,862	186,95	393,448
4	2004	157,90	364,478	37,288	18,234	420,000	187,37	362,653	35,025	17,257	414,934	186,39	387,790
5	2004	158,90	364,575	41,152	24,002	429,729	188,90	362,837	38,644	23,710	425,191	184,97	401,153
6	2004	158,90	364,524	46,209	30,776	441,509	188,90	362,794	55,845	28,585	447,224	183,57	477,493

Ýmsir, ríkisstarfsmenn

Óktóber 2004

Kjaradómur aðrir

		Kjarlar						Könur								
MA	AR	STG	DL	YL	ÖL	HL	STG	DL	YL	ÖL	HL	STG	DL	YL	ÖL	HL
7	2003	73,29	450,733	1.983	23.245	475.960	103,27	446.375	1.407	24.330	472.112	29,98	435.723	0	26.980	462.703
8	2003	72,13	449,202	1.550	23.270	474.021	101,94	444.600	1.096	24.252	469.949	29,81	433.465	0	26.629	460.094
9	2003	69,02	451.159	0	29.047	480.206	95,96	447.391	0	29.167	476.558	26,93	437.734	0	29.474	467.209
10	2003	73,39	451.095	0	30.899	481.994	103,55	445.358	0	28.930	474.288	30,17	431.401	0	24.140	455.541
11	2003	71,73	452.199	0	31.069	483.268	101,21	446.295	0	29.642	475.937	29,48	431.928	0	26.170	458.098
12	2003	65,71	448.662	0	71.003	519.664	87,59	443.931	0	74.215	518.145	21,88	429.723	0	83.861	513.584
1	2004	66,07	451.090	0	42.969	494.058	89,07	444.624	0	40.061	484.685	23,00	426.053	0	31.708	457.761
2	2004	66,17	457.739	0	42.357	500.096	89,07	449.586	0	39.655	489.241	22,90	426.027	0	31.847	457.873
3	2004	65,53	451.438	0	44.084	495.523	89,15	444.819	0	40.595	485.403	23,62	426.453	0	30.876	457.329
4	2004	64,17	453.971	0	53.234	507.206	90,45	446.299	0	48.195	494.493	26,28	427.564	0	35.890	463.455
5	2004	72,75	446.743	0	39.431	486.174	99,02	441.640	0	36.545	478.184	26,27	427.507	0	28.551	456.058
6	2004	65,58	446.826	0	40.044	486.870	89,58	441.392	0	37.457	478.848	24,00	426.541	0	30.387	456.928

Kjaranefnd aðrir

Kaupmáttur miðast við 03/1993 = 100,00

		Kjarlar						Könur								
MA	AR	STG	DL	YL	ÖL	HL	STG	DL	YL	ÖL	HL	STG	DL	YL	ÖL	HL
7	2003	253,36	438.586	21.198	93.911	553.695	317,24	434.067	19.200	92.090	545.357	63,88	416.143	11.276	84.865	512.283
8	2003	248,71	438.479	14.706	94.496	547.682	313,97	433.762	13.943	92.477	540.183	65,27	415.787	11.036	84.784	511.606
9	2003	248,09	440.080	16.411	97.816	554.307	311,21	435.387	15.522	96.118	547.026	63,12	416.937	12.031	89.441	518.408
10	2003	246,53	440.416	15.617	95.252	551.285	309,80	435.595	15.291	93.209	544.095	63,27	416.813	14.018	85.249	516.080
11	2003	246,20	440.407	17.749	95.387	553.543	311,32	435.191	16.794	93.352	545.336	65,12	415.469	13.182	85.656	514.307
12	2003	248,51	439.585	34.683	161.495	635.763	313,63	434.578	31.786	159.523	625.886	65,12	415.469	20.731	151.993	588.193
1	2004	251,02	455.298	14.016	104.976	574.289	316,51	449.602	13.618	101.476	564.697	65,49	427.771	12.092	88.063	527.927
2	2004	249,64	454.955	14.494	99.543	568.992	318,60	449.853	13.984	98.682	562.519	68,96	431.382	12.140	95.562	539.084
3	2004	249,53	454.306	13.896	100.287	568.488	317,53	448.648	13.414	97.639	559.702	68,00	427.889	11.646	97.926	527.460
4	2004	250,28	454.995	13.604	100.411	569.011	318,28	449.437	13.186	103.935	566.557	68,00	428.980	11.646	116.902	557.528
5	2004	248,57	455.047	14.095	101.308	570.450	316,63	449.292	13.557	98.653	561.503	68,26	428.335	11.602	88.982	528.919
6	2004	251,49	454.522	13.058	105.590	573.169	319,49	449.086	12.673	102.126	563.885	68,00	428.980	11.251	89.318	529.549

Ýmsir, ríkisstarfsmenn

Útan félaga

		Kjarlar				Allir				Konur						
MA	AR	STG	DL	YL	ÖL	HL	STG	DL	YL	ÖL	HL	STG	DL	YL	ÖL	HL
7	2003	70,78	330.516	88.979	36.143	455.638	84,28	328.064	83.962	35.519	447.544	13,50	315.202	57.659	32.247	405.108
8	2003	68,91	327.695	86.357	36.872	450.924	81,91	326.501	81.794	36.335	444.630	13,00	320.170	57.608	33.487	411.265
9	2003	65,64	329.541	98.988	34.582	463.111	79,14	328.781	92.330	34.861	455.972	13,50	325.084	59.959	36.219	421.262
10	2003	65,10	326.215	104.644	34.772	465.631	77,10	323.834	99.503	33.505	456.842	12,00	310.913	71.614	26.632	409.159
11	2003	65,10	326.602	106.727	35.700	469.029	77,00	324.259	100.953	34.415	459.627	11,90	311.437	69.368	27.385	408.190
12	2003	62,94	327.707	131.488	80.030	539.226	74,84	325.120	121.135	79.041	525.296	11,90	311.437	66.376	73.806	451.620
1	2004	65,58	338.737	107.919	37.805	484.461	78,48	337.815	100.402	37.552	475.769	12,90	333.126	62.189	36.263	431.578
2	2004	65,87	337.697	104.748	35.595	478.040	78,87	336.846	100.329	35.248	472.423	13,00	332.533	77.939	33.492	443.963
3	2004	63,85	336.738	109.759	28.852	475.349	76,76	336.113	105.911	28.489	470.513	12,91	333.021	86.877	26.697	446.595
4	2004	62,87	334.731	107.487	36.386	478.604	75,87	334.354	102.115	36.255	472.724	13,00	332.533	76.135	35.620	444.289
5	2004	61,79	335.153	108.812	29.965	473.930	74,79	334.698	101.473	29.365	465.535	13,00	332.533	66.587	26.512	425.632
6	2004	61,29	337.556	111.005	28.218	476.779	74,29	336.677	102.291	27.919	466.888	13,00	332.533	61.209	26.512	420.254

Kjaradómur, dómarrar

		Kjarlar				Allir				Konur						
MA	AR	STG	DL	YL	ÖL	HL	STG	DL	YL	ÖL	HL	STG	DL	YL	ÖL	HL
7	2003	37,00	466.906	0	217.844	684.750	48,00	466.662	0	215.767	682.429	11,00	465.842	0	208.780	674.622
8	2003	37,00	466.906	0	219.120	686.026	48,00	466.662	0	219.253	685.915	11,00	465.842	0	219.699	685.541
9	2003	38,12	469.234	0	219.449	688.683	50,76	467.875	0	212.804	680.679	12,65	463.778	0	192.775	656.553
10	2003	38,12	469.234	0	200.455	669.689	51,23	467.631	0	207.392	675.023	13,12	462.970	0	227.552	690.522
11	2003	38,39	466.404	0	210.233	676.637	51,50	465.530	0	211.544	677.074	13,12	462.970	0	215.382	678.352
12	2003	35,00	468.133	0	254.519	722.652	48,12	466.726	0	255.878	722.604	13,12	462.970	0	259.507	722.476
1	2004	35,00	469.267	0	238.628	707.894	47,00	467.277	0	229.910	697.187	12,00	461.474	0	204.485	665.959
2	2004	35,00	469.267	0	210.229	679.496	47,00	467.277	0	218.070	685.347	12,00	461.474	0	240.941	702.415
3	2004	38,27	465.928	0	203.923	669.851	50,27	464.865	0	207.178	672.043	12,00	461.474	0	217.557	679.031
4	2004	38,38	465.909	6.941	225.335	698.186	50,38	464.853	5.288	221.428	691.569	12,00	461.474	0	208.933	670.407
5	2004	35,55	468.140	1.535	212.390	682.065	49,78	465.173	1.826	214.368	681.367	14,24	457.764	2.555	219.308	679.627
6	2004	35,00	468.571	779	215.391	684.742	49,12	465.511	2.592	211.235	679.338	14,12	457.925	7.086	200.928	665.939

Kjaranefnd Prestar Þjóðkirkjunnar*Kaupmáttur miðast við 01/1993 = 100,00 og tvöfalt mánaðar kaup greiðist í febrúar ár hvert sem og stöðugildi.*

		Karlar					Allir						Konur				
MA	AR	STG	DL	YL	ÖL	HL	STG	DL	YL	ÖL	HL	Km.dl.	STG	DL	YL	ÖL	HL
7	2003	172,19	286.476	127	58.575	345.178	221,68	286.559	98	58.123	344.780	210,71	49,49	286.848	0	56.550	343.397
8	2003	106,06	288.681	651	95.207	384.539	139,02	288.928	497	93.256	382.681	212,64	32,95	289.722	0	86.978	376.700
9	2003	110,54	288.576	263	95.421	384.261	143,70	288.734	202	93.450	382.386	211,01	33,16	289.261	0	86.877	376.138
10	2003	108,61	288.511	0	94.898	383.409	143,42	288.274	0	92.811	381.085	209,71	34,82	287.533	0	86.304	373.837
11	2003	108,50	288.638	0	94.523	383.161	144,08	288.316	0	92.483	380.799	209,44	35,59	287.334	0	86.262	373.597
12	2003	110,02	288.392	0	153.478	441.870	145,65	288.142	0	151.334	439.476	208,69	35,63	287.368	0	144.715	432.083
1	2004	107,74	297.128	0	98.852	395.981	143,74	296.824	0	96.665	393.489	214,89	36,00	295.914	0	90.117	386.032
2	2004	219,15	294.324	0	48.803	343.127	285,28	294.183	0	48.863	343.046	213,63	66,12	293.716	0	49.063	342.779
3	2004	109,34	297.399	0	98.726	396.125	145,87	297.010	0	96.468	393.479	214,42	36,53	295.848	0	89.711	385.559
4	2004	109,39	297.433	0	98.935	396.368	146,39	297.006	0	96.522	393.528	213,21	37,00	295.743	0	89.388	385.131
5	2004	109,06	297.265	275	98.428	395.967	146,35	296.870	205	96.085	393.160	211,38	37,29	295.718	0	89.232	384.950
6	2004	107,71	297.336	0	98.430	395.766	147,05	297.528	0	95.508	393.036	210,28	39,34	298.053	0	87.509	385.561

Stéttarfélag íslenskra lyfjafraeðinga*Kaupmáttur miðast við meðaltal ársins 1991 = 100,00*

		Karlar					Allir						Konur				
MA	AR	STG	DL	YL	ÖL	HL	STG	DL	YL	ÖL	HL	Km.dl.	STG	DL	YL	ÖL	HL
7	2003						38,38	299.810	72.138	14.840	386.788	149,89					
8	2003						36,44	303.243	70.415	21.715	395.373	151,74					
9	2003						36,97	302.885	71.243	19.533	393.661	150,50					
10	2003						38,52	300.828	74.184	17.386	392.398	148,79					
11	2003						38,35	300.734	82.726	18.456	401.917	148,54					
12	2003						38,08	302.784	67.574	55.277	425.635	149,10					
1	2004						39,36	300.577	65.234	17.293	383.104	147,96					
2	2004						39,43	298.392	63.722	15.372	377.486	147,33					
3	2004						39,85	298.025	63.120	18.494	379.638	146,28					
4	2004						37,89	301.241	74.735	29.307	405.284	147,03					
5	2004						37,96	359.264	45.870	20.226	425.360	173,92					
6	2004						38,85	356.737	39.464	18.400	414.601	171,42					

Ýmsir, ríkisstarfsmenn

Starfsmannafélag Alþingis

Kaupmáttur miðast við 01/1991 = 100,00

		Karlar						Allir						Konur							
MA	AR	STG	DL	YL	ÖL	HL	STG	DL	YL	ÖL	HL	STG	DL	YL	ÖL	HL	STG	DL	YL	ÖL	HL
7	2003	74,93	252,967	10,843	64,074	327,884	149,94	233,873	7,810	50,134	291,817	170,86	214,799	4,780	36,208	255,787	75,01	214,799	4,780	36,208	255,787
8	2003	73,55	253,494	7,725	66,987	328,206	144,87	234,329	6,064	51,312	291,705	171,35	214,563	4,351	35,147	254,061	71,32	214,563	4,351	35,147	254,061
9	2003	73,48	254,758	15,402	66,761	336,921	148,56	234,920	9,887	50,770	295,577	170,57	215,504	4,489	35,120	255,113	75,08	215,504	4,489	35,120	255,113
10	2003	73,54	256,183	20,978	66,655	343,816	150,43	234,959	17,211	50,253	302,422	169,82	214,659	13,608	34,566	262,832	76,89	214,659	13,608	34,566	262,832
11	2003	73,83	256,671	11,470	67,478	335,619	150,85	234,772	11,935	52,056	298,763	169,45	213,781	12,380	37,274	263,435	77,02	213,781	12,380	37,274	263,435
12	2003	75,15	257,742	15,414	106,089	379,245	153,25	235,733	19,617	89,560	344,910	169,63	214,555	23,661	73,656	311,872	78,10	214,555	23,661	73,656	311,872
1	2004	72,60	265,687	15,448	70,813	351,948	151,48	243,894	14,047	52,878	310,819	175,43	223,836	12,758	36,371	272,966	78,88	223,836	12,758	36,371	272,966
2	2004	68,79	270,728	9,327	74,429	354,484	145,75	246,356	8,388	54,707	309,452	177,74	224,571	8,244	37,080	269,200	76,96	224,571	8,244	37,080	269,200
3	2004	68,14	270,818	14,310	73,365	358,493	146,63	246,278	11,063	54,767	312,108	176,64	224,972	8,244	38,620	271,836	78,49	224,972	8,244	38,620	271,836
4	2004	72,91	276,884	9,446	199,820	486,151	153,05	252,843	8,986	172,258	434,087	180,33	230,971	8,568	147,183	386,722	80,14	230,971	8,568	147,183	386,722
5	2004	71,09	265,429	16,209	71,297	352,935	151,79	243,680	18,886	53,928	316,494	172,39	224,522	21,244	38,628	284,394	80,70	224,522	21,244	38,628	284,394
6	2004	73,53	263,620	23,091	71,216	357,927	153,93	243,614	24,656	53,977	322,247	171,06	225,319	26,087	38,211	289,617	80,40	225,319	26,087	38,211	289,617

3.5 Starfsmenn Reykjavíkurborgar

Október 2004

Kaupmáttur hjá Reykjavíkurborg miðast við meðaltal 1990 = 100,00, nema annað sé tekið fram.

Starfsmannafélag Reykjavíkurborgar án háskólahóps

		Kartlar						Allir						Konur					
MA	AR	STG	DL	YL	ÖL	HL	STG	DL	YL	ÖL	HL	Km.dl.	STG	DL	YL	ÖL	HL		
7	2003	1.011,10	131.256	43.857	13.720	188.833	2.334,82	129.122	30.239	9.687	169.048	137,02	1.323,72	127.492	19.837	6.606	153.935		
8	2003	852,67	136.071	52.840	15.909	204.820	2.056,80	132.745	34.592	10.509	177.846	140,99	1.204,13	130.389	21.671	6.685	158.745		
9	2003	749,24	139.743	59.546	18.705	217.994	1.863,18	135.931	37.674	11.254	184.859	143,36	1.113,94	133.367	22.964	6.242	162.573		
10	2003	750,32	139.409	58.316	19.363	217.088	1.875,85	135.942	38.162	11.468	185.572	142,71	1.125,53	133.631	24.726	6.204	164.561		
11	2003	750,08	139.756	59.651	20.339	219.746	1.878,04	136.238	38.481	11.807	186.526	142,83	1.127,96	133.899	24.403	6.133	164.435		
12	2003	752,92	140.285	59.218	55.917	255.420	1.880,76	136.708	38.904	48.149	223.761	142,89	1.127,85	134.320	25.343	42.964	202.627		
1	2004	672,12	144.495	69.371	17.530	231.396	1.719,48	141.126	40.683	9.911	191.720	147,45	1.047,36	138.965	22.274	5.022	166.261		
2	2004	683,16	144.759	63.154	19.043	226.956	1.739,84	141.453	39.948	10.591	191.992	148,24	1.056,68	139.316	24.946	5.126	169.388		
3	2004	684,68	144.537	59.449	18.147	222.133	1.739,97	141.340	37.484	10.265	189.089	147,25	1.055,29	139.266	23.233	5.150	167.649		
4	2004	675,94	145.254	73.118	26.749	245.121	1.723,69	141.872	44.443	19.478	205.793	146,98	1.047,75	139.691	25.944	14.787	180.422		
5	2004	700,69	144.727	60.337	17.097	222.161	1.789,95	141.093	37.579	9.758	188.430	144,98	1.089,26	138.755	22.939	5.037	166.731		
6	2004	985,64	131.531	47.274	12.725	191.530	2.371,04	129.708	31.581	8.645	169.934	132,29	1.385,40	128.411	20.416	5.742	154.569		

Starfsmannafélag Reykjavíkurborgar háskólahópur

		Kartlar						Allir						Konur					
MA	AR	STG	DL	YL	ÖL	HL	STG	DL	YL	ÖL	HL	Km.dl.	STG	DL	YL	ÖL	HL		
7	2003	92,01	210.217	67.790	12.422	290.430	304,87	196.245	41.473	7.700	243.413	142,57	212,86	190.205	30.096	5.659	225.960		
8	2003	88,59	213.981	64.840	11.373	290.194	302,16	197.816	39.271	6.982	242.418	143,84	213,57	191.111	28.665	5.161	224.937		
9	2003	89,53	214.598	63.019	12.975	290.592	304,73	199.809	39.556	7.838	245.385	144,27	215,20	193.657	29.794	5.701	229.152		
10	2003	89,54	214.995	72.879	13.522	301.397	301,70	200.562	46.694	8.475	254.181	144,15	212,15	194.471	35.642	6.344	236.457		
11	2003	88,41	215.042	67.792	13.485	296.318	298,96	201.041	44.019	8.332	251.842	144,29	210,55	195.162	34.037	6.169	235.368		
12	2003	86,41	219.173	74.025	60.029	353.227	297,03	204.556	44.015	49.237	296.248	146,37	210,62	198.559	31.703	44.810	275.072		
1	2004	81,73	223.787	59.380	10.559	293.726	299,16	209.701	38.076	7.442	255.219	150,00	217,43	204.406	30.069	6.271	240.746		
2	2004	81,51	224.869	60.373	10.477	295.719	300,09	210.547	39.786	7.639	257.972	151,06	218,58	205.206	32.109	6.581	243.896		
3	2004	79,60	227.162	62.198	11.723	301.083	297,70	210.499	40.842	8.068	259.409	150,14	218,10	204.417	33.048	6.734	244.199		
4	2004	78,69	227.619	66.543	21.038	315.200	301,11	210.266	43.050	17.125	270.441	149,13	222,42	204.127	34.739	15.740	254.606		
5	2004	79,94	226.469	58.311	8.368	293.148	309,85	209.132	40.787	6.472	256.391	147,12	229,91	203.104	34.693	5.812	243.609		
6	2004	85,56	222.228	69.497	10.846	302.571	325,05	206.423	41.918	7.114	255.455	144,14	239,49	200.777	32.066	5.780	238.623		

Starfsmannafélag Reykjavíkurborgar alls.

MA	AR	<i>Karlar</i>					<i>Allir</i>						Km.dl.	<i>Konur</i>				
		STG	DL	YL	ÖL	HL	STG	DL	YL	ÖL	HL	STG		DL	YL	ÖL	HL	
7	2003	1.103,11	137.842	45.854	13.612	196.856	2.639,69	136.875	31.537	9.457	177.010	138,53	1.536,58	136.180	21.258	6.475	163.913	
8	2003	941,26	143.404	53.969	15.482	212.464	2.358,96	141.080	35.192	10.057	185.466	142,91	1.417,70	139.537	22.725	6.455	168.717	
9	2003	838,76	147.733	59.917	18.094	225.446	2.167,90	144.910	37.939	10.774	192.722	145,76	1.329,14	143.129	24.070	6.154	173.353	
10	2003	839,86	147.467	59.868	18.740	225.893	2.177,54	144.895	39.344	11.053	194.320	145,08	1.337,68	143.280	26.457	6.227	175.964	
11	2003	838,49	147.694	60.510	19.617	227.646	2.177,00	145.137	39.241	11.330	194.852	145,12	1.338,51	143.536	25.918	6.139	175.593	
12	2003	839,33	148.406	60.743	56.340	265.275	2.177,79	145.962	39.601	48.298	233.226	145,51	1.338,47	144.429	26.344	43.254	214.027	
1	2004	753,85	153.091	68.288	16.774	238.153	2.018,64	151.289	40.297	9.545	201.131	150,75	1.264,79	150.215	23.614	5.236	179.065	
2	2004	764,67	153.299	62.857	18.130	234.286	2.039,93	151.617	39.924	10.156	201.697	151,54	1.275,26	150.609	26.173	5.375	182.157	
3	2004	764,28	153.143	59.735	17.478	230.356	2.037,66	151.444	37.975	9.944	199.363	150,48	1.273,38	150.425	24.914	5.422	180.761	
4	2004	754,63	153.843	72.433	26.153	252.429	2.024,80	152.043	44.236	19.128	215.407	150,23	1.270,17	150.974	27.484	14.954	193.412	
5	2004	780,63	153.098	60.129	16.203	229.430	2.099,79	151.132	38.052	9.273	198.457	148,11	1.319,16	149.970	24.987	5.172	180.129	
6	2004	1.071,20	138.775	49.049	12.575	200.399	2.696,09	138.957	32.827	8.460	180.244	135,17	1.624,89	139.077	22.133	5.748	166.958	

Félag íslenskra leikskólakennara hjá Reykjavíkurborg

MA	AR	<i>Karlar</i>					<i>Allir</i>						Km.dl.	<i>Konur</i>				
		STG	DL	YL	ÖL	HL	STG	DL	YL	ÖL	HL	STG		DL	YL	ÖL	HL	
7	2003						412,52	185.119	20.981	9.069	215.169	161,97						
8	2003						424,77	184.881	17.768	1.127	203.776	161,91						
9	2003						450,20	185.159	23.933	961	210.053	161,01						
10	2003						450,77	185.303	27.191	1.607	214.101	160,40						
11	2003						449,01	185.455	29.509	1.363	216.327	160,31						
12	2003						447,90	185.124	24.187	48.851	258.162	159,55						
1	2004						446,96	190.252	22.164	5.968	218.384	163,90						
2	2004						447,22	190.644	25.251	1.392	217.287	164,74						
3	2004						447,64	190.967	24.948	1.416	217.331	164,05						
4	2004						448,10	190.900	25.384	12.537	228.821	163,07						
5	2004						449,71	190.507	29.505	1.798	221.810	161,41						
6	2004						453,27	193.440	23.968	5.396	222.804	162,68						

Sjúkraliðafélg Íslands hjá Reykjavíkurborg

MA	AR	<i>Karlar</i>					HL
		STG	DL	YL	ÖL	HL	
7	2003						
8	2003						
9	2003						
10	2003						
11	2003						
12	2003						
1	2004						
2	2004						
3	2004						
4	2004						
5	2004						
6	2004						

STG	DL	YL	ÖL	HL	Km.dl.
47,41	172.810	28.021	16.441	217.272	188,02
46,11	173.268	31.272	19.537	224.077	188,69
44,93	175.911	22.587	19.865	218.363	190,22
43,99	176.155	26.802	22.383	225.340	189,62
43,38	180.364	27.494	23.755	231.613	193,88
42,81	180.020	20.711	58.350	259.081	192,93
43,79	184.636	55.330	26.078	266.044	197,80
43,14	184.009	26.747	24.423	235.179	197,72
44,70	183.981	24.059	22.587	230.627	196,53
44,52	184.637	49.789	31.984	266.410	196,12
46,38	184.002	39.900	21.466	245.368	193,86
45,60	183.710	34.944	20.947	239.601	192,12

STG	DL	YL	ÖL	HL

Háskólamenn innan BHM hjá Reykjavíkurborg

MA	AR	<i>Karlar</i>					HL
		STG	DL	YL	ÖL	HL	
7	2003	77,23	264.783	62.218	10.819	337.820	
8	2003	75,20	265.794	67.895	10.973	344.662	
9	2003	73,45	267.940	74.697	11.326	353.963	
10	2003	73,17	267.787	79.126	12.727	359.640	
11	2003	73,22	267.868	84.295	12.408	364.572	
12	2003	72,80	268.270	87.322	50.820	406.412	
1	2004	58,93	281.764	71.574	1.090	354.428	
2	2004	57,85	281.663	85.673	640	367.975	
3	2004	56,66	283.917	84.301	343	368.561	
4	2004	56,32	287.614	82.801	12.788	383.203	
5	2004	57,99	278.526	79.209	1.555	359.290	
6	2004	59,10	275.028	79.820	4.119	358.967	

STG	DL	YL	ÖL	HL	Km.dl.
290,10	234.690	33.636	8.079	275.736	191,12
295,52	234.531	34.338	7.410	275.635	191,16
295,64	233.727	37.081	7.937	277.784	189,17
297,05	233.378	41.467	8.854	281.387	188,02
297,96	234.568	42.705	8.716	284.186	188,71
296,96	235.824	40.112	44.340	318.081	189,16
272,96	242.619	37.857	6.921	287.397	194,53
274,02	242.479	38.221	5.133	285.833	195,01
275,84	242.418	40.297	5.118	287.833	193,81
273,12	243.333	41.533	16.561	301.427	193,45
272,56	242.028	40.456	5.828	288.312	190,85
278,68	242.527	42.327	6.044	290.898	189,83

STG	DL	YL	ÖL	HL
212,87	223.772	23.266	7.084	253.211
220,33	223.860	22.885	6.194	252.075
222,19	222.416	24.645	6.817	252.600
223,88	222.133	29.159	7.588	255.812
224,74	223.719	29.156	7.513	257.998
224,17	225.287	24.780	42.236	289.396
214,03	231.840	28.574	8.527	261.963
216,17	231.993	25.522	6.335	257.710
219,18	231.689	28.922	6.352	263.691
216,80	231.829	30.813	17.541	277.458
214,57	232.164	29.982	6.983	266.316
219,58	233.780	32.235	6.562	269.229

Háskólamenn utan bandalaga hjá Reykjavíkurborg

MA	AR	<i>Karlar</i>					<i>Allir</i>						Km.dl.	<i>Konur</i>					
		STG	DL	YL	ÖL	HL	STG	DL	YL	ÖL	HL	STG		DL	YL	ÖL	HL		
7	2003						119,66	266.139	97.393	30.246	393.778	154,70							
8	2003						113,92	268.890	90.206	30.251	388.760	156,45							
9	2003						111,91	270.047	106.167	30.312	406.527	156,01							
10	2003						113,43	269.529	106.626	31.128	407.283	155,00							
11	2003						115,46	269.316	113.118	31.232	413.667	154,66							
12	2003						115,20	269.698	114.254	67.488	451.440	154,42							
1	2004						59,20	282.567	119.207	1.628	403.402	161,72							
2	2004						57,70	282.830	132.349	0	415.178	162,37							
3	2004						57,20	282.523	136.576	0	419.099	161,24							
4	2004						57,70	282.885	128.814	10.095	421.793	160,54							
5	2004						58,20	283.004	123.063	0	406.067	159,30							
6	2004						59,06	283.204	126.617	332	410.153	158,23							

Kennarahópur hjá Reykjavíkurborg

Kaupmáttur miðast við 08/1996 = 100,00

MA	AR	<i>Karlar</i>					<i>Allir</i>						Km.dl.	<i>Konur</i>				
		STG	DL	YL	ÖL	HL	STG	DL	YL	ÖL	HL	STG		DL	YL	ÖL	HL	
7	2003	294,27	226.300	4.405	70	230.775	1.429,11	214.848	4.941	-216	219.573	164,71	1.134,84	211.879	5.080	-291	216.668	
8	2003	293,01	226.867	15.673	-651	241.889	1.487,67	214.897	9.640	-353	224.184	164,90	1.194,67	211.961	8.160	-279	219.842	
9	2003	292,68	228.095	50.862	-669	278.288	1.468,00	215.762	36.493	-368	251.887	164,40	1.175,32	212.690	32.914	-293	245.311	
10	2003	298,61	226.735	59.252	-729	285.258	1.488,10	215.171	41.270	-13	256.428	163,20	1.189,50	212.268	36.756	167	249.191	
11	2003	303,37	226.899	57.938	-635	284.202	1.484,01	215.600	42.055	-334	257.321	163,29	1.180,64	212.696	37.974	-257	250.413	
12	2003	298,31	225.441	54.708	42.710	322.859	1.495,82	215.165	39.084	43.973	298.222	162,48	1.197,51	212.605	35.192	44.287	292.084	
1	2004	300,74	233.328	50.595	157	284.080	1.485,83	221.996	36.048	-92	257.952	167,57	1.185,09	219.120	32.357	-155	251.322	
2	2004	297,19	233.259	56.704	-740	289.223	1.485,37	221.691	39.773	-411	261.053	167,85	1.188,18	218.798	35.538	-329	254.007	
3	2004	304,55	232.724	60.113	-359	292.478	1.488,34	222.123	43.515	-313	265.325	167,19	1.183,79	219.396	39.245	-301	258.340	
4	2004	301,52	234.386	55.143	-597	288.932	1.481,63	222.809	40.117	-343	262.583	166,76	1.180,11	219.851	36.278	-279	255.850	
5	2004	296,32	234.966	61.543	45.328	341.837	1.493,10	222.132	41.944	45.908	309.984	164,90	1.196,77	218.954	37.091	46.051	302.096	
6	2004	292,47	233.137	18.291	10	251.438	1.481,55	221.769	14.581	-85	236.265	163,41	1.189,08	218.972	13.668	-109	232.531	

4. Ýmislegt

4.1 Vísitala neysliverðs (framfærsluvísitala) með grunn 1981:

Hér að neðan er yfirlit yfir þróun vísitölu neysliverðs, eins og hún er útgefin af Hagstofu Íslands.

Þessi grunnur er notaður í útreikningum KOS, þegar vegið er með neysliverðs-vísitölunni.

Vísitala neysliverðs frá 1981 samkvæmt Hagstofu Íslands

Álm.	jan.	feb.	mar.	apr.	maí	jún.	júl.	ágú.	sep.	okt.	nóv.	des.
1981	100,00	101,60	104,70	109,40	109,80	115,70	118,30	119,60	124,30	127,50	131,50	138,70
1982	141,10	144,30	152,00	158,80	159,90	168,80	173,60	178,80	194,00	202,10	210,10	221,70
1983	230,90	241,90	267,20	285,40	298,50	327,20	340,00	362,50	365,20	376,50	386,90	391,60
1984	394,40	397,00	401,30	407,00	410,60	420,20	424,10	430,70	433,40	438,20	443,80	465,30
1985	485,40	502,10	515,70	524,40	535,40	545,30	558,50	575,30	590,20	603,30	616,60	632,50
1986	651,10	666,00	655,80	659,80	671,10	675,50	678,40	686,10	694,20	697,20	711,50	718,00
1987	734,60	745,40	756,50	767,00	776,40	791,90	805,80	825,80	835,20	849,00	876,10	893,40
1988	926,60	934,40	943,00	956,60	973,40	1.006,90	1.041,80	1.063,40	1.071,20	1.074,80	1.075,50	1.077,50
1989	1.095,50	1.112,00	1.142,50	1.167,30	1.190,30	1.225,40	1.233,90	1.250,50	1.275,90	1.301,10	1.320,70	1.349,30
1990	1.355,70	1.377,80	1.389,20	1.393,40	1.406,00	1.415,70	1.425,00	1.429,40	1.429,20	1.433,10	1.442,90	1.446,40
1991	1.455,50	1.459,80	1.463,30	1.470,10	1.487,70	1.508,20	1.518,00	1.529,70	1.538,90	1.551,00	1.557,50	1.555,80
1992	1.559,60	1.566,10	1.563,30	1.563,20	1.562,10	1.567,60	1.571,50	1.571,50	1.569,90	1.570,90	1.570,90	1.579,10
1993	1.597,50	1.608,50	1.610,40	1.615,00	1.618,80	1.617,80	1.632,20	1.647,30	1.652,50	1.662,20	1.662,20	1.654,00
1994	1.648,30	1.649,90	1.651,80	1.653,80	1.653,80	1.655,70	1.658,60	1.659,60	1.664,50	1.662,50	1.661,60	1.662,50
1995	1.675,20	1.677,10	1.674,20	1.672,30	1.675,20	1.677,10	1.682,00	1.688,80	1.694,70	1.702,40	1.696,60	1.695,60
1996	1.702,40	1.705,40	1.708,30	1.711,20	1.721,90	1.720,00	1.721,90	1.732,60	1.736,50	1.737,50	1.738,50	1.730,70
1997	1.736,50	1.737,50	1.736,50	1.749,20	1.746,20	1.750,10	1.753,10	1.757,90	1.764,70	1.770,60	1.768,60	1.765,70
1998	1.754,40	1.771,60	1.778,40	1.782,30	1.788,10	1.791,00	1.787,10	1.777,40	1.779,30	1.787,10	1.792,0	1.788,70
1999	1.798,80	1.795,90	1.804,60	1.814,40	1.823,10	1.838,20	1.844,20	1.851,20	1.867,00	1.881,60	1.881,70	1.888,10
2000	1.902,60	1.897,50	1.911,50	1.923,40	1.930,80	1.938,50	1.948,20	1.938,20	1.942,20	1.961,60	1.966,90	1.966,70
2001	1.970,30	1.973,90	1.985,60	2.009,90	2.038,10	2.069,30	2.085,30	2.092,00	2.105,80	2.119,30	2.126,60	2.136,50
2002	2.156,20	2.150,30	2.159,40	2.160,30	2.159,40	2.168,70	2.170,60	2.158,90	2.170,10	2.181,40	2.177,50	2.179,00
2003	2.186,80	2.183,10	2.206,50	2.209,10	2.205,80	2.207,20	2.205,10	2.203,10	2.218,70	2.228,90	2.232,00	2.238,70
2004	2.239,60	2.232,80	2.246,00	2.258,70	2.277,20	2.294,20						

REGLUGERÐ UM NEFND UM KJARARANNSÓKNIR
OPINBERRA STARFSMANNA

1. gr.

Nefnd um kjararannsóknir opinberra starfsmanna starfar í þeim tilgangi að safna saman og miðla upplýsingum um kjör starfsmanna hjá opinberum aðilum, kjör annarra launþega og þróun launa og kjaramála almennt til þeirra, sem að nefndinni standa, sbr. 4. gr.

2. gr.

Nefndin aflar upplýsinga um kjör, sbr. 1. gr., sem hér segir:

1. Með söfnun, skipulagningu og skráningu upplýsinga um laun og önnur kjaraatriði opinberra starfsmanna, sem aðilar að nefndinni leggja henni til.
2. Með öflun og skipulegri skráningu upplýsinga frá öðrum aðilum, sem stunda reglubundnar kjararannsóknir.
3. Með gerð sérstakra athugana, sem aðilar að nefndinni ákveða hverju sinni.

3. gr.

Nefndin miðlar upplýsingum til þeirra opinberu vinnuveitenda, sem láta nefndinni í té upplýsingar og stéttarfélag starfsmanna þeirra með reglulegum skýrslum og sérstökum skýrslum eftir því sem við á.

Allar upplýsingar, sem safnað er eða unnar eru á vegum nefndarinnar, aðrar en þær, sem nefndin birtir, sbr. fyrri málsgrein, eru trúnaðarmál og er einstökum aðilum að nefndinni óheimilt að notfæra sér þær eða birta án samþykkis allra nefndarmanna.

4. gr.

Nefndin er skipuð 10 fulltrúum. Tveir fulltrúar vinnuveitenda eru tilnefndir af fjármálaráðherra, einn af launaneftnd sveitarfélaga, einn af Reykjavíkurborg og einn úr hópi forsvarsmanna sjálfseignarstofnana samkvæmt nánari ákvörðun fjármálaráðherra.

Þrjú fulltrúar launþega skulu tilnefndir af BSRB, einn af BHMR og einn af KÍ. Nefndin skiptir með sér verkum og ákveður sér framkvæmdastjórn.

5. gr.

Nefndin setur sér starfsreglur, m.a. um starfssvið og starfshætti og ákveður nánar með hvaða hætti hún hagar störfum að verkefnum skv. 1.-3. grein. Nefndin skal kosta kapps um að skapa einhug um lausn þeirra verkefna sem henni eru falin. Ákvarðanir um verkefni og birtingu á niðurstöðum verða ekki teknar með afli atkvæða.

6. gr.

Kostnaður vegna starfa nefndarinnar greiðist úr ríkissjóði samkvæmt fjárveitingum í fjárlögum. Nefndin ræður sér sjálf starfsmenn.

7. gr.

Reglugerð þessi er sett samkvæmt lögum nr. 94 31. desember 1986, um kjarasamninga opinberra starfsmanna og öðlast þegar gildi.

Fjármálaráðuneytið 7. júlí 1987

Þorsteinn Pálsson (sign)
Indriði H. Þorláksson (sign)



**Kjararannsóknarnefnd
opinberra starfsmanna
Borgartúni 21, 105 R.**