

Fréttarit KOS

Nr. 32

Tölur ársins 2004

KJARARANNSÓKNARNEFND OPINBERRA STARFSMANNA (KOS)
skipa nú eftirtaldir aðilar:

Fulltrúar atvinnurekenda:

Birgir Björn Sigurjónsson
Gunnar Björnsson
Hrönn Pálsdóttir
Karl Björnsson
- óskipað

Fulltrúar launafólks:

Árni Sigurjónsson
Eiríkur Jónsson
Halldóra Friðjónsdóttir
Jens Andrésson
Ragnar Ingimundarson

Framkvæmdastjórn **KOS** skipa:

Birgir Björn Sigurjónsson, Halldóra Friðjónsdóttir, Hrönn Pálsdóttir
og Ragnar Ingimundarson

Skrifstofa **KOS**

Framkvæmdastjóri : Geir Thorsteinsson
Fulltrúi : óráðið

Heimilisfang :

KJARARANNSÓKNARNEFND OPINBERRA STARFSMANNA
BORGARTÚNI 21, 4. hæð.
105 REYKJAVÍK

Síminn hjá KOS er: 562 - 6030

Netfang: kos@simnet.is
Heimasíða á Netinu: <http://www.simnet.is/kos>

EFTIRPRENTUN ER HEIMIL ÚR RITINU, ENDA SÉ UPPRUNA GETIÐ

ISSN 1027-4081

KJARARANNSÓKNARNEFND OPINBERRA STARFSMANNA starfar samkvæmt
34. grein laga nr. 94/1986 um kjarasamninga opinberra starfsmanna, sem hljóðar þannig:

Á vegum þeirra aðila, sem lög þessi taka til, starfi nefnd er annist kjararannsóknir
og aðra upplýsingaöflun vegna kjarasamninga.

Nefndin skal skipuð jafnmörgum fulltrúum stéttarféлага og vinnuveitenda
samkvæmt nánari ákvæðum í reglugerð sem sett skal að fengnum tillögum heildarsamtaka
opinberra starfsmanna og Sambands íslenskra sveitarféлага.

Nefndin setur sér starfsreglur, m.a. um starfssvið og starfshætti.

Kostnaður við störf nefndarinnar greiðist úr ríkissjóði.

FRÉTTARIT KOS

Nr. 32

Mars 2005

Tölur ársins 2004

Útgefandi: Kjararannsóknarnefnd
opinberra starfsmanna

Skrifstofa KOS: Borgartúni 21, 4. hæð
105 REYKJAVÍK
Sími: 562-6030

Netfang: kos@simnet.is

Heimasíða KOS: <http://www.simnet.is/kos>

Efnisyfirlit

1. Fréttarit KOS Nr. 32

- 1.1 Skýringar5
- 1.2 Frá framkvæmdastjórn KOS 7
- 1.3 Listi yfir stéttarfélög og hópa sem eru í heftinu 8

2. Starfsmenn ríkis og Reykjavíkurborgar

- 2.1 Yfirlit um skiptingu og fjölda opinberra starfsmanna 9
- 2.2 Meðallaun opinberra starfsmanna ríkis og Reykjavíkurborgar 10
- 2.3 Dreifing dagvinnulauna stéttarfélaga og hópa eftir kyni í nóv. 2004. 12

3. Meðaltal dagvinnulauna, yfirvinnulauna og annarra launa

- 3.1 BSRB, ríkisstarfsmenn 17
- 3.2 BHM, ríkisstarfsmenn 23
- 3.3 Kennarasamband Íslands, ríkisstarfsmenn 36
- 3.4 Ýmsir, ríkisstarfsmenn 37
- 3.5 Starfsmenn Reykjavíkurborgar 45

4. Ýmislegt

- 4.1 Vísitala neysluverðs (framfærsluvísitala) með grunn 1981: 49

1. Fréttarit KOS

1.1 Skýringar

Í þessari útgáfu eru starfsmenn ríkisins, sem fá greidd laun sem unnin eru í launavinnslukerfi ríkisins og starfsmenn Reykjavíkurborgar sem fá laun greidd úr launakerfi Reykjavíkurborgar. Væntanlega verður unnið að því að taka inn

hópa frá fleiri bæjar- og sveitarfélögum og fyrst um sinn er miðað við að fá tölur frá öllum kaupstöðum svo og öðrum sveitarfélögum, sem hafa fleiri en 1000 íbúa.

Skýringar:

GR. STG.	=	Greidd stöðugildi í dagvinnu (Stg.)
STÖÐUGILDI	=	Samanlagt starfshlutfall starfsmanna í hverjum hóp. (STG).
DAGVINNUL.	=	Laun og aðrar greiðslur sem greiddar eru fyrir dagvinnutíma, (Dl.)
YFIRVL.	=	Greidd laun fyrir yfirvinnu. (Yl.)
ÖNNUR L.	=	Öll önnur greidd laun á launaseðlum. (Öl.)
HEILDARL.	=	Summan af dagvinnulaunum, yfirvinnulaunum og öðrum launum (Hl.)
MEÐAL MÁN- AÐARLAUN	=	Summa dagvinnulauna deilt með summu stöðugilda fyrir hvert félag eða hóp

Breyting var gerð á vinnslu dagvinnulauna frá og með 1990. Öll laun sem tilheyra dagvinnu reiknast nú sem dagvinnulaun og um leið reiknast þau yfir í hlutfall stöðugilda og koma þar einnig til viðbótar.

Á undanförunum árum hafa orðið breytingar á aðild stéttarfélaganna að bandalögum og hópar starfsmanna, sem áður voru í tilteknu stéttarfélagi, hafa stofnað ný en dæmi eru einnig um stéttarfélög sem hafa sameinast. Þá hafa orðið umfangsmiklar breytingar á tímabilinu á

hópunum „Kjaradómur“ og „Utan félaganna“ einkum vegna setningar laga nr. 120/1992 um Kjaradóm og kjaranefnd, sem leiddi m.a. til þess að stofnað var til hópsins „Kjaranefnd“ frá mars 1993. Í kjölfar setningar laga nr. 70/1996 og afleiddra lagabreytinga á sérlögum hafa enn orðið tilfærslur í hópunum „Kjaradómur“ og „Kjaranefnd“. Þessar breytingar hafa falið í sér að einstaklingar sem voru yfirleitt áður í stéttarfélögum (háskólamanna) hafa verið settir undir Kjaradóm og Kjaranefnd. Þá var með lögum ákveðið að frá 1. ágúst 1996

skyldu kennarar og skólastjórnendur við grunnskóla vera starfsmenn sveitarfélaga. Ekki eru gerðar sérstakar ráðstafanir til að reikna hópa, félög eða bandalög afturvirkir út frá breyttum forsendum. Í flestum tilvikum byrja slíkir hópar eða félög frá þeim tíma sem til þeirra er stofnað. Stjórnumerkt er við slík félög

og getið upphafstímabilis sem kaupmáttarútreikningur miðast við.

Athuga ber að meðaltölur launa sumarmánaða eru að jafnaði lægri en aðra mánuði vegna afleysinga og ráðninga sumarfólks.

Ástæða er til að vekja sérstaka athygli á breyttum hlutföllum launategunda hjá mörgum stéttarfélögum, sem m.a. má rekja til nýja launakerfisins, sem tók gildi í kjölfar kjarasamninga á árabílinu 1997 - 2002. Dagvinnulaunahluti þeirra eykst en yfirvinnuhluti minnkar.

Jafnframt geta verið sveiflur í launum á milli mánaða hjá einstökum stéttarfélögum og/eða hópum vegna afturvirkra leiðréttinga á launum.

Breytingar standa yfir varðandi launakeyrslu ríkisstarfsmanna, þar sem verið er að taka launavinnsluna yfir í Oracle kerfi. Af þeim ástæðum vantar laun allmargra starfsmanna ríkisins frá og með septemberbyrjun ársins 2004. Verið er að vinna að því að fá þessar upplýsingar inn í launaskilin til KOS. Seinni hluti ársins 2004 verður uppfærður með nýjum tölum í næsta Fréttariti KOS, nr. 33.

1.2 Frá framkvæmdastjórn KOS

Í þessu hefti KOS eru upplýsingar á grunni frá og með árinu 1990. Eins og áður er unnið úr öllum greiddum launum frá viðkomandi launaskrifstofum.

Kosturinn við þessar upplýsingar, umfram þær sem fást við kaup og kjör annarra en þeirra er vinna hjá ríki og borg, er að hér er **ekki um úrtak** að ræða. Upplýsingarnar ná til launa, sem skráð eru í launavinnslukerfi ríkisins og launavinnslukerfi Reykjavíkurborgar. Þar með er ekki sagt að efnið sé gallalaust.

Tölurnar sýna laun allra þeirra, sem í starfi eru á hverjum tíma. Þetta getur valdið erfiðleikum í samanburði. T.d. lækka meðaldagvinnulaun flestra stéttarféлага yfir sumarmánuðina, vegna þess að sumarafleysingafólkið kemur inn í lægstu starfsaldursþreppin og verður að taka tillit til þess, þegar sumarmánuðirnir eru bornir saman við aðra mánuði.

Meðallaun og kaupmáttur lítilla hópa, geta breyst mjög mikið við það eitt, að nokkrir starfsmenn í efsta starfsaldursþreppi fara á eftirlaun en nýliðar taka við.

Stærsta vandamálið er þó að ná í samanburðarhæfar tölur um laun og aðrar

greiðslur til launþega á almennum vinnu-umarkaði og þeirra opinberu starfsmanna sem ekki eru í launavinnslukerfi ríkisins eða launavinnslukerfi Reykjavíkurborgar

KOS vinnur að því m.a. að finna leiðir til að endurbæta talnaefnið með tilliti til ofantalinna þátta.

Breytingar voru gerðar á útliti og innihaldi 20. Fréttarits KOS. Meðallaun á félög og hópa voru kyngreind, ef fjöldi karla eða kvenna nær 10 stöðugildum. Myndir sýna nú dreifingu dagvinnulauna innan hvers félags/hóps. Markmiðið með breytingunum er að gefa lesendum betri upplýsingar. Ætlunin er að fitja upp á frekari breytingum í framtíðinni.

1.3 Listi yfir stéttarfélög og hópa sem eru í heftinu

BSRB, ríkisstarfsmenn

Félag flugmálastarfsmanna ríkisins
Félag starfsmanna stjórnarráðsins
Landssamband Lögreglumanna
Sjúkraliðafélag Íslands
Starfsmannafélag ríkisútvarpsins
Starfsmannafélag sjónvarpsins
Starfsmannafélag ríkisstofnana, tæknih.
Starfsmannafélag ríkisst., skrifstofuh.
Starfsmannafélag ríkisstofnana, heilbr.h.
Starfsmannafélag ríkisstofnana, alls
Tollvarðafélag Íslands
BSRB félögin hjá ríkinu, alls

BHM, ríkisstarfsmenn

Félag tækniháskólakennara
Kennarafélag KHÍ (Kennaraháskóla Íslands)
Dýralæknafélag Íslands
Stéttarfélag sálfræðinga á Íslandi.
Stéttarfélag sjúkraþjálfara
Iðjuþjálfafélag Íslands
Stéttarfélag íslenskra félagsráðgjafa
Meinataeknafeleg Íslands
Félag íslenskra geislafræðinga
Félag íslenskra náttúrufræðinga
Fél. ísl. félagsvísindamanna
Félag íslenskra fræða - kjaradeild
Leikarafélag Íslands
Ljósmeðrafélag Íslands
Stéttarfélag bókasafns- og upplýsingafræðinga
Félag fréttamanna
Félag háskólakennara
Félag háskólakennara á Akureyri
Fél. háskólam. starfsm. stjórnarráðsins
Félag íslenskra hjúkrunarfræðinga
Kjaraf. viðskipta- og hagfræðinga
Stéttarfél. háskólam. á matvæla- og neringarsviði
Stéttarfélag lögfræðinga
Útgarður, félag háskólamanna
Þroskaþjálfafélag Íslands
BHM félögin hjá ríkinu, alls

Kennarasamband Íslands

Kennarasamband Íslands framhaldsskólar

Ýmsir hópar ríkisstarfsmanna

Félag íslenskra flugumferðarstjóra
Kjarafélag Tæknifræðingafélags Íslands
Læknafeleg Íslands
Starfsmannafél. Sinfóníuhlj. Íslands
Stéttarfélag verkfræðinga
Heilsugæslulækna
Kjaranefnd prófessorar
Kjaradómur
Kjaradómur, dómara
Kjaranefnd
Utan félaga
Kjaranefnd prestar þjóðkirkjunnar
Stéttarfélag íslenskra lyfjafræðinga
Starfsmannafélag Alþingis

Reykjavíkurborg

Starfsmannafélag Reykjavíkurborgar
án háskólahóps
Starfsmannafélag Reykjavíkurborgar, háskólahópur
Starfsmannafélag Reykjavíkurborgar alls
Félag íslenskra leikskólakennara hjá Rborg.
Sjúkraliðafélag Íslands
Háskólahópur innan BHM
Háskólahópur utan bandalaga
Kennarahópur hjá Rborg

Önnur sveitarfélög.

Kos hefur m.a. að markmiði að safna upplýsingum frá öllum kaupstöðum og þeim sveitarfélögum sem hafa 1000 íbúa eða fleiri. Launakerfin sem notuð eru í sveitarfélögum hafa verið undirbúin til þess að skila gögnum, eða þá að verið er að undirbúa þau til þess að geta skilað þessum gögnum til KOS. Jafnframt hafa sum sveitarfélögin verið að skipta um tölvukerfi. Kjararannsóknarnefnd (ASÍ og SA, skammstafað KRN) hefur unnið að því undanfarin ár að þróa prófunarforrit á þessi gögn. Áfram munu KOS og KRN safna upplýsingum sameiginlega frá sveitarfélögum. Í þessu hefti KOS eru ekki nýjar upplýsingar frá öðrum sveitarfélögum en Reykjavíkurborg, vegna starfsmannaskorts.

2. Starfsmenn ríkis og Reykjavíkurborgar

Hér á eftir fer yfirlit um samsetningu hópa og bandalaga skipt eftir kyni, upplýsingar um meðallaun og að síðustu

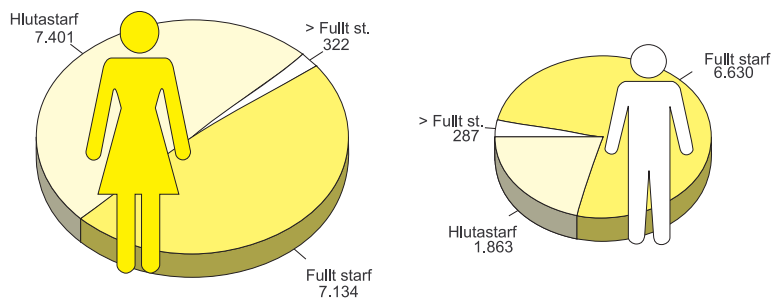
dreifing dagvinnulauna karla og kvenna skipt eftir stéttarfélögum/hópum.

2.1 Yfirlit um skiptingu og fjölda opinberra starfsmanna ríkis og Reykjavíkurborgar í nóvember 2004

Alls voru 23.637 einstaklingar í gagnasafninu í nóvember 2004. Það svarar til rúmlega 13 % af fjölda vinnandi manna

á Íslandi. Konur voru 14.857 og karlar voru 8.780.

Mynd 2.1.1. Skipting fjölda eftir kyni og hlutfalli starfs



Taflan hér á eftir sýnir skiptingu starfsmanna eftir kyni og starfshlutfalli innan bandalaga og hópa. Eingöngu er um að ræða ríkisstarfsmenn neðangreindra bandalaga og hópa.

Tölurnar fyrir Reykjavíkurborg sýna skiptingu allra opinberra starfsmanna Reykjavíkurborgar.

Tafla 2.1.1 Skipting fjölda eftir hópum, kynjum og hlutfalli starfs.

Hópur	Kyn	Hlutastarf		Fullt starf		>Fullt starf		Samtölur	
		Fjöldi	Hlutfall	Fjöldi	Hlutfall	Fjöldi	Hlutfall	Fjöldi	Hlutfall
BSRB ríkisstarfsmenn	Karlar	417	17,08%	1.925	78,86%	99	4,06%	2.441	100,00%
	Konur	2.146	48,18%	2.208	49,57%	100	2,25%	4.454	100,00%
BHM ríkisstarfsmenn	Karlar	224	14,25%	1.294	82,32%	54	3,44%	1.572	100,00%
	Konur	1.619	44,36%	1.929	52,85%	102	2,79%	3.650	100,00%
Kennarasamband Íslands	Karlar	80	11,43%	616	88,00%	4	0,57%	700	100,00%
	Konur	156	21,52%	564	77,79%	5	0,69%	725	100,00%
Ýmsir ríkisstarfsmenn	Karlar	302	16,69%	1.423	78,66%	84	4,64%	1.809	100,00%
	Konur	161	23,23%	506	73,02%	26	3,75%	693	100,00%
Starfsmenn Reykjavíkurborgar	Karlar	840	37,17%	1.374	60,80%	46	2,04%	2.260	100,00%
	Konur	3.322	62,29%	1.922	36,04%	89	1,67%	5.333	100,00%

Hlutfallstölur eru reiknaðar af heildarfjölda einstaklinga innan hvers kyns innan hvers hóps eða bandalags

2.2 Meðallaun opinberra starfsmanna ríkis og Reykjavíkurborgar frá og með 1. ársfjórðungi 1987. Kaupmáttur miðast við meðaltal ársins 1990 = 100

Ár	Stg.	DI.	Breyting	HI.	Breyting	Km.DI	Km.HI.
1987	16.805,15	49.904		71.855		117,12	115,94
1988	17.515,13	61.496	23,23%	87.804	22,20%	114,76	112,65
1989	18.064,45	68.203	10,91%	97.777	11,36%	105,41	103,89
1990	18.486,49	74.761	9,62%	108.744	11,22%	100,00	100,00
1991	18.497,11	81.604	9,15%	121.686	11,90%	102,21	104,78
1992	19.011,68	84.693	3,79%	126.520	3,97%	102,01	104,77
1993	19.093,22	86.323	1,92%	128.262	1,38%	99,93	102,08
1994	19.539,24	87.785	1,69%	132.140	3,02%	100,06	103,55
1995	19.856,16	92.178	5,00%	138.914	5,13%	103,36	107,09
1996	19.786,59	99.605	8,06%	150.291	8,19%	109,23	113,31
1997	19.016,52	105.545	5,96%	160.072	6,51%	113,71	118,56
1998	17.511,81	131.229	24,33%	189.300	18,26%	138,99	137,84
1999	16.845,24	144.540	10,14%	207.022	9,36%	148,30	146,03
2000	17.980,55	154.867	7,14%	223.304	7,86%	151,11	149,79
2001	17.910,40	178.289	15,12%	252.606	13,12%	163,51	159,27
2002	18.813,88	198.185	11,16%	275.224	8,95%	172,81	164,99
2003	19.080,98	210.850	6,39%	291.807	6,03%	180,16	171,41
2004	19.023,82	220.330	4,50%	303.079	3,86%	182,49	172,58

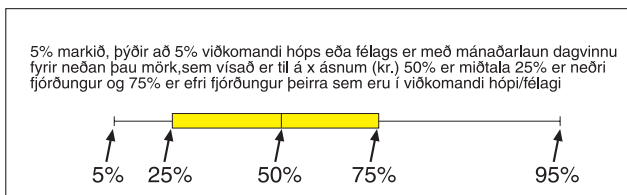
Ár	Ársfj.	Stg.	DI.	Breyting	HI.	Breyting	Km.DI	Km.HI.
1987	1	16.278,38	45.924		67.405		116,34	117,40
	2	16.902,54	48.539	5,69%	71.362	5,87%	117,77	119,04
	3	17.192,63	49.911	2,83%	67.825	-4,96%	114,64	107,10
	4	16.847,04	55.113	10,42%	80.764	19,08%	119,25	120,15
1988	1	16.921,24	57.982	5,21%	84.801	5,00%	117,16	117,81
	2	17.526,45	60.208	3,84%	86.140	1,58%	116,16	114,25
	3	18.013,09	63.401	5,30%	85.895	-0,28%	113,09	105,34
	4	17.599,75	64.208	1,27%	94.302	9,79%	112,71	113,80
1989	1	17.743,25	64.779	0,89%	95.078	0,82%	109,56	110,56
	2	18.210,10	67.116	3,61%	96.240	1,22%	106,13	104,63
	3	18.495,68	68.825	2,55%	94.171	-2,15%	103,70	97,55
	4	17.808,75	72.078	4,73%	105.782	12,33%	102,84	103,76
1990	1	18.022,80	73.616	2,13%	105.445	-0,32%	101,17	99,63
	2	18.304,75	74.121	0,69%	107.576	2,02%	99,63	99,41
	3	19.252,42	74.731	0,82%	102.054	-5,13%	98,85	92,80
	4	18.366,00	76.555	2,44%	120.158	17,74%	100,35	108,29
1991	1	17.878,81	79.648	4,04%	119.665	-0,41%	103,07	106,46
	2	18.667,43	81.055	1,77%	121.795	1,78%	102,83	106,23
	3	19.288,88	82.025	1,20%	114.704	-5,82%	101,33	97,42
	4	18.153,31	83.649	1,98%	130.983	14,19%	101,61	109,39
1992	1	18.659,89	83.934	0,34%	125.462	-4,22%	101,42	104,23
	2	19.206,39	84.287	0,42%	127.366	1,52%	101,76	105,72
	3	19.584,69	84.367	0,09%	117.116	-8,05%	101,43	96,80
	4	18.595,74	86.217	2,19%	136.610	16,65%	103,48	112,72
1993	1	18.531,27	86.341	0,14%	127.949	-6,34%	101,57	103,48
	2	19.210,56	85.963	-0,44%	127.954	0,00%	100,39	102,73
	3	19.799,55	85.587	-0,44%	119.030	-6,97%	98,32	94,01
	4	18.831,49	87.448	2,17%	138.590	16,43%	99,53	108,44
1994	1	18.910,64	88.049	0,69%	130.674	-5,71%	100,78	102,83
	2	19.690,19	87.544	-0,57%	134.501	2,93%	99,94	105,56
	3	20.252,67	86.956	-0,67%	122.102	-9,22%	98,88	95,46
	4	19.303,45	88.641	1,94%	141.699	16,05%	100,72	110,69
1995	1	17.890,62	89.188	0,62%	134.113	-5,35%	100,53	103,93
	2	20.408,56	91.493	2,58%	140.400	4,69%	103,17	108,85
	3	21.116,89	92.109	0,67%	128.459	-8,50%	103,03	98,78
	4	20.008,56	95.622	3,81%	152.724	18,89%	106,35	116,77
1996	1	20.040,51	99.458	4,01%	149.069	-2,39%	110,15	113,50
	2	20.781,34	99.189	-0,27%	150.624	1,04%	109,06	113,86
	3	20.330,94	98.658	-0,54%	138.882	-7,80%	107,69	104,22
	4	17.993,58	101.318	2,70%	164.159	18,20%	110,25	122,81
1997	1	18.517,27	101.711	0,39%	159.611	-2,77%	110,60	115,92
	2	19.308,21	103.895	2,15%	164.881	3,30%	112,22	118,90
	3	19.843,03	105.106	1,17%	153.364	-6,99%	112,88	110,00
	4	18.397,58	111.610	6,19%	182.644	19,09%	119,21	130,01
1998	1	16.957,25	126.325	13,18%	182.724	0,04%	134,40	133,66
	2	17.644,34	130.526	3,33%	189.726	3,83%	137,94	137,85
	3	18.127,02	132.073	1,19%	179.207	-5,54%	140,04	130,63
	4	17.318,64	135.862	2,87%	205.869	14,88%	143,41	149,40
1999	1	16.361,06	143.226	5,42%	202.797	-1,49%	150,30	146,31
	2	16.994,97	142.853	-0,26%	206.290	1,72%	147,82	146,75

2.3 Dreifing dagvinnulauna stéttarfélaga og hópa eftir kyni í nóvember 2004.

Hér á eftir eru sýnd gröf, þar sem er búið að reikna dreifingu mánaðarlauna í dagvinnu hjá stéttarfélögum/hópum. Miðað er við nóvembermánuð 2004 og dagvinnulaun mánaðarins eru eins og áður

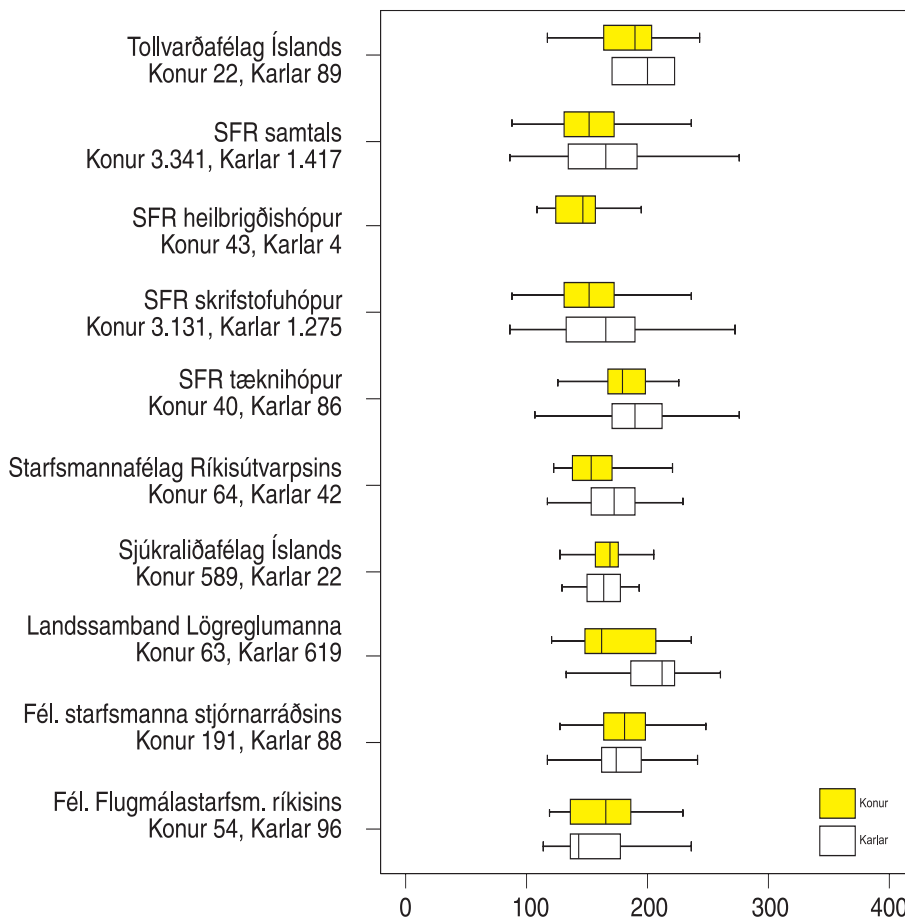
uppreiknuð miðað við fullt starf. Starfsmönnum með minna en 10% starf var sleppt. Fjöldi starfsmanna af hvoru kyni er sýndur fyrir neðan nafn hvers félags/hóps.

Skýring:



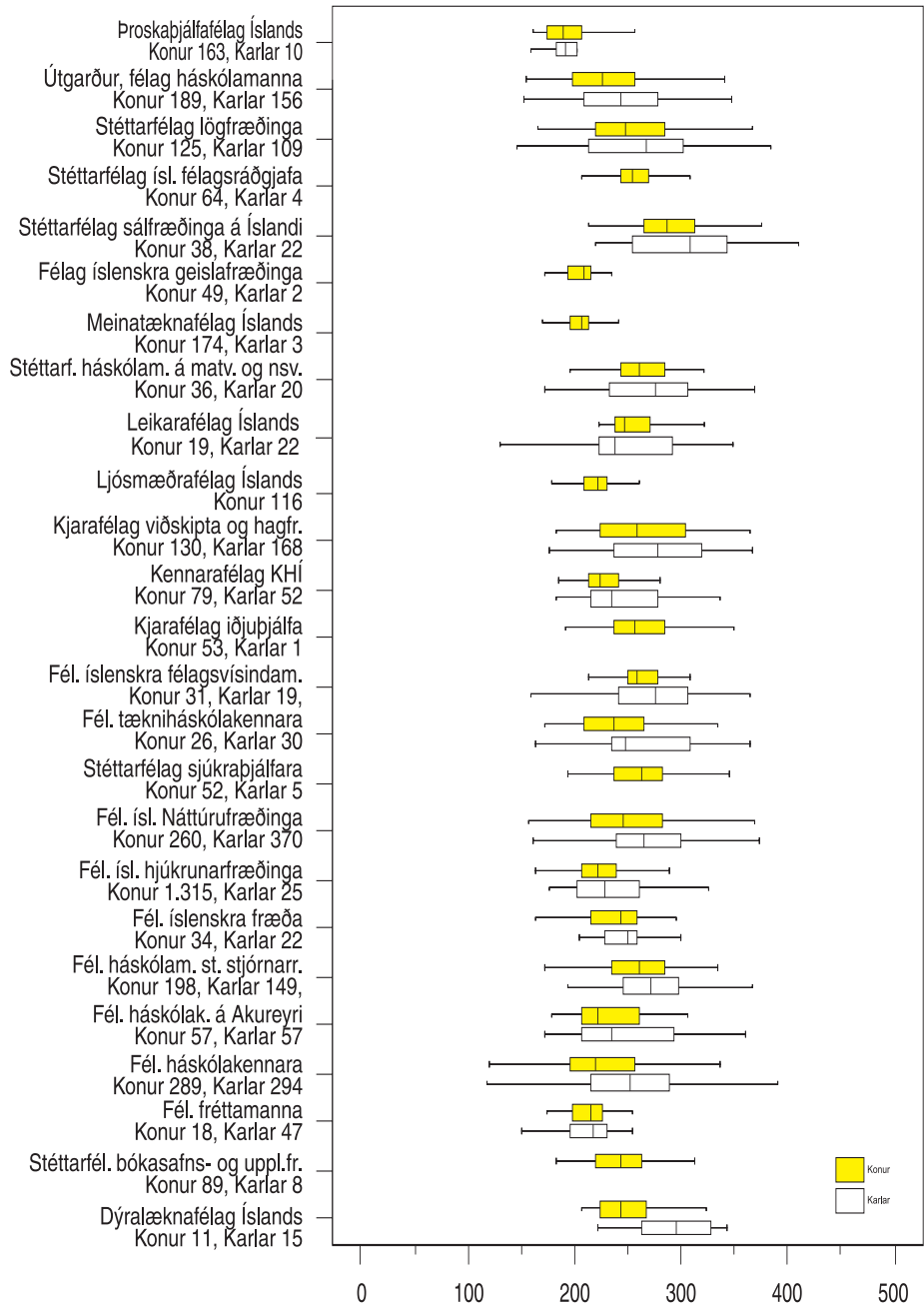
Mynd 2.3.1

*Dreifing dagvinnulauna í nóvember 2004
BSRB ríkisstarfsmenn*



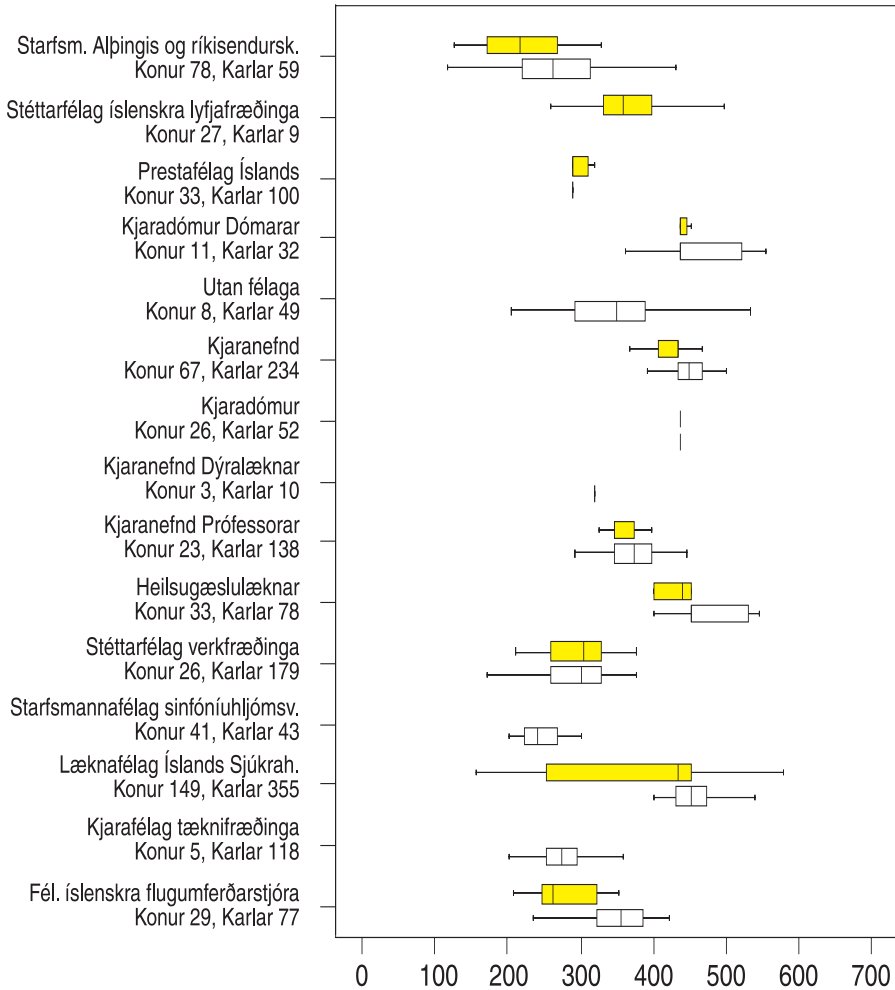
*Dreifing dagvinnulauna í nóvember 2004
BHM ríkisstarfsmenn*

Mynd 2.3.2



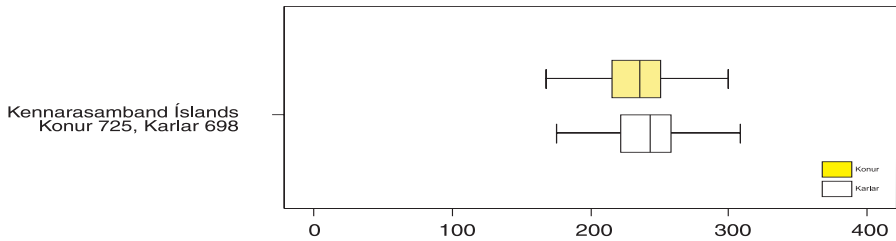
Mynd 2.3.3

*Dreifing dagvinnulauna í nóvember 2004
ÝMSIR ríkisstarfsmenn*



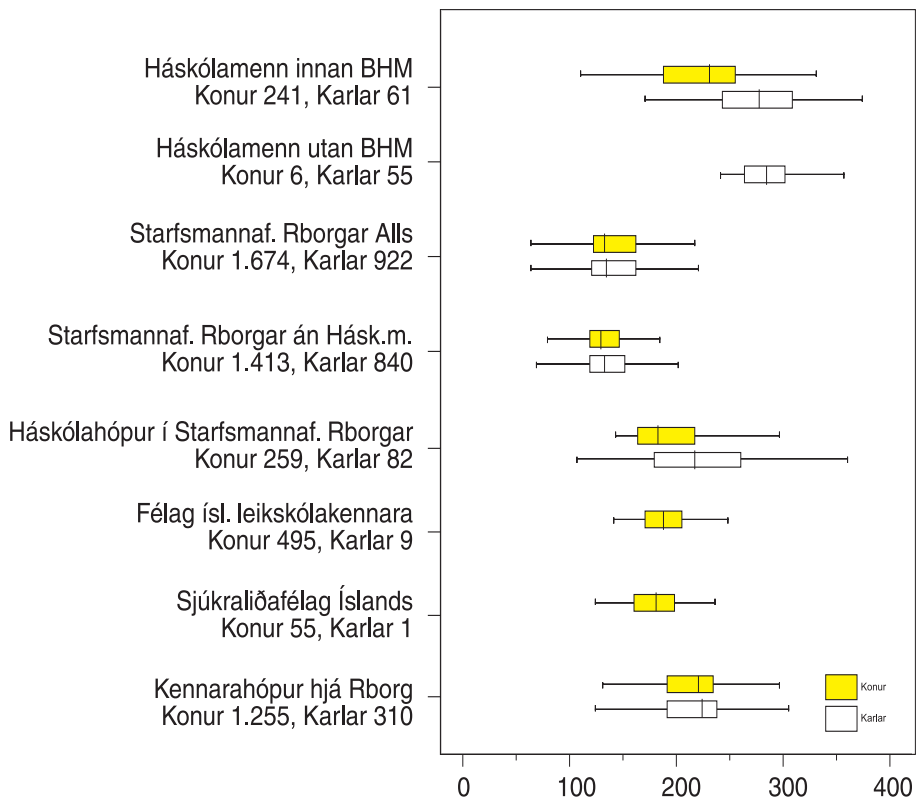
Mynd 2.3.4

*Dreifing dagvinnulauna í nóvember 2004
Kennarasamband Íslands ríkisstarfsmenn*



Mynd 2.3.5

*Dreifing dagvinnulauna í nóvember 2004
Starfsmenn Reykjavíkurborgar*



3. Meðaltal dagvinnulauna, yfirvinnulauna og annarra launa, ásamt heildarlaunum og kaupmætti dagvinnulauna, skipt eftir kyni

Athuga ber að önnur laun fyrir apríl og desember eru heldur hærrí en aðra mánuði í eftirtöldum töflum því orlofsframlag, desemberuppbót og óregluleg önnur laun eru meðtalin.

Ástæða er til að vekja sérstaka athygli á breyttum hlutföllum launategunda hjá mörgum stéttarfélögum, sem m.a. má rekja til nýja launakerfisins, sem tók gildi í kjölfar kjarasamninga á árabílinu 1997 - 2002. Dagvinnulaunahluti þeirra eykst en yfirvinnuhluti minnkar.

Jafnframt geta verið sveiflur í launum á milli mánaða hjá einstökum stéttarfélögum og/eða hópum vegna afturvirkra leiðréttinga á launum.

Hér á næstu síðum eru útreiknuð meðallaun eftir félögum, hópum og bandalögum ásamt kaupmætti dagvinnulauna.

Kaupmáttur miðar við janúar 1987 = 100, nema annað sé tekið sérstaklega fram.

Ekki eru birtar kynskiptar meðaltölur fyrir hópa sem hafa færri en 10 stöðugildi annaðhvort hjá körlum eða konum.

Skýringar:

MA = mánuður

YL = yfirvinnulaun

HL = heildarlaun

STG = stöðugildi

DL = dagvinnulaun

ÖL = önnur laun

Km.dl. = kaupmáttur dagvinnulauna

AR = Ár

Félag flugmálastarfsmanna ríkisins

		<i>Karlar</i>						<i>Allir</i>						<i>Konur</i>				
MA	AR	STG	DL	YL	OL	HL	STG	DL	YL	OL	HL	Km.dl.	STG	DL	YL	OL	HL	
1	2004	96,69	158.213	89.329	55.741	303.282	142,79	160.780	83.437	44.389	288.606	153,75	46,10	166.163	71.080	20.579	257.822	
2	2004	95,55	158.768	79.448	50.259	288.476	141,65	161.198	73.508	39.791	274.498	154,62	46,10	166.235	61.196	18.096	245.527	
3	2004	96,09	158.662	77.171	48.867	284.699	142,19	161.264	75.337	38.751	275.352	153,77	46,10	166.688	71.514	17.665	255.867	
4	2004	94,02	159.127	88.497	64.104	311.728	140,12	162.594	85.890	52.587	301.071	154,17	46,10	169.663	80.574	29.098	279.335	
5	2004	97,78	156.901	83.950	47.556	288.406	149,33	159.583	77.070	36.878	273.530	150,08	51,56	164.669	64.023	16.628	245.320	
6	2004	116,70	151.349	74.892	39.440	265.682	184,21	152.729	69.491	31.139	253.359	142,57	67,52	155.114	60.156	16.792	232.061	
7	2004	120,40	151.017	73.880	42.254	267.151	189,06	152.476	69.497	35.019	256.993	142,97	68,66	155.035	61.813	22.332	239.179	
8	2004	115,50	151.432	80.546	43.677	275.654	183,23	152.972	71.929	34.936	259.838	143,44	67,73	155.598	57.236	20.032	232.867	
9	2004	97,45	158.160	88.635	46.922	293.717	148,74	161.165	82.804	39.354	283.323	150,48	51,29	166.874	71.727	24.975	263.577	
10	2004	99,04	160.255	89.942	46.772	296.969	150,15	162.512	82.584	37.850	282.946	150,60	51,12	166.885	68.330	20.562	255.777	
11	2004	93,75	158.867	99.736	51.116	309.719	143,26	162.195	90.385	40.527	293.106	150,01	49,51	168.496	72.675	20.475	261.645	
12	2004	93,38	157.896	95.906	92.599	346.401	143,33	161.505	85.869	82.814	330.188	148,67	49,95	168.253	67.104	64.519	299.877	

Félag starfsmanna stjórnarráðsins

		<i>Karlar</i>					<i>Allir</i>					<i>Konur</i>					
MA	AR	STG	DL	YL	ÖL	HL	STG	DL	YL	ÖL	HL	Km.dl.	STG	DL	YL	ÖL	HL
1	2004	63,45	184.543	107.335	31.682	323.560	293,84	180.585	46.051	8.412	235.047	152,59	230,39	179.495	29.173	2.003	210.670
2	2004	62,80	183.476	96.673	29.972	310.121	290,28	181.039	48.098	7.866	237.002	153,44	227,48	180.366	34.687	1.763	216.816
3	2004	60,81	185.139	106.224	31.004	322.368	284,72	181.578	52.478	8.214	242.270	153,00	223,91	180.611	37.881	2.025	220.517
4	2004	59,85	187.763	120.349	40.612	348.724	284,32	182.504	54.346	18.351	255.201	152,91	224,47	181.102	36.747	12.416	230.265
5	2004	78,13	179.611	94.351	47.361	321.322	312,38	180.028	48.861	13.126	242.015	149,61	234,25	180.167	33.687	1.707	215.562
6	2004	84,80	174.106	83.957	41.159	299.222	331,78	177.228	42.938	11.631	231.797	146,19	246,98	178.300	28.854	1.492	208.647
7	2004	84,27	177.118	80.803	42.614	300.535	336,71	177.259	41.074	12.816	231.149	146,87	252,44	177.306	27.813	2.869	207.988
8	2004	90,02	175.639	88.096	71.553	335.288	332,65	177.489	43.899	19.510	240.897	147,06	242,63	178.175	27.500	200	205.875
9	2004	75,00	182.464	98.049	44.748	325.262	287,53	183.297	48.918	12.144	244.359	151,23	212,52	183.590	31.579	637	215.807
10	2004	63,47	180.131	91.319	49.640	321.091	254,01	183.517	46.560	12.504	242.581	150,28	190,54	184.645	31.652	134	216.431
11	2004	73,40	184.273	96.091	39.702	320.067	263,74	184.537	50.713	11.101	246.352	150,81	190,35	184.639	33.215	73	217.927
12	2004	72,07	186.548	85.524	45.348	317.420	265,55	185.220	47.224	40.921	273.364	150,66	193,49	184.725	32.958	39.271	256.955

BSRB, ríkisstarfsmenn

Landssamband lögreglumanna												
		Kortar										
MA	AR	STG	DL	YL	ÖL	HL	STG	DL	YL	ÖL	HL	
1	2004	610,72	212,215	105,566	77,309	395,090	667,03	209,637	102,631	75,742	388,010	169,51
2	2004	619,71	212,692	97,740	68,106	378,538	678,16	209,863	95,284	67,044	372,190	170,21
3	2004	605,36	212,606	98,063	65,577	376,245	663,35	209,615	95,505	64,528	369,648	169,01
4	2004	606,80	212,335	112,226	82,657	407,218	663,80	209,561	109,486	81,925	400,972	168,02
5	2004	636,49	208,606	102,041	65,603	376,250	700,05	205,595	98,878	64,635	369,108	163,50
6	2004	687,58	202,865	97,979	66,002	366,845	762,54	199,444	94,665	65,066	359,175	157,43
7	2004	692,52	202,667	94,119	56,188	352,973	766,94	199,440	90,923	55,969	346,331	158,13
8	2004	697,07	202,681	95,026	53,245	350,952	770,15	199,640	92,560	53,360	345,560	158,29
9	2004	647,64	206,588	90,949	61,330	358,867	714,89	203,521	88,891	61,451	353,862	160,69
10	2004	641,77	208,914	100,887	65,878	375,679	706,55	205,808	97,831	65,326	368,965	161,28
11	2004	634,72	208,889	97,513	69,665	376,067	697,14	205,961	94,497	68,770	369,228	161,07
12	2004	614,78	209,532	99,942	118,203	427,677	672,25	207,052	97,247	117,407	421,706	161,17

Sjúkraliðafélag Íslands <i>Kaupmátur miðast við 01/1992 = 100,00</i>												
		Kortar										
MA	AR	STG	DL	YL	ÖL	HL	STG	DL	YL	ÖL	HL	
1	2004	21,29	163,733	47,098	50,056	260,887	531,01	165,237	54,502	40,575	260,315	176,06
2	2004	21,83	164,055	54,617	48,802	267,475	544,29	164,044	35,637	38,653	238,334	175,32
3	2004	25,65	166,029	42,798	41,446	250,273	566,90	164,248	35,286	38,367	237,901	174,51
4	2004	20,65	164,489	98,852	60,389	323,729	540,98	164,349	90,826	45,178	300,353	173,63
5	2004	22,14	164,508	56,240	39,546	260,294	554,40	164,728	62,393	36,769	263,891	172,62
6	2004	20,40	163,678	44,629	45,283	243,590	561,76	165,306	36,744	31,327	233,377	171,94
7	2004	20,21	163,427	22,426	32,579	218,433	544,97	164,327	29,935	27,593	221,855	171,69
8	2004	20,27	163,472	40,352	37,869	241,693	540,34	164,679	41,256	30,080	236,015	172,06
9	2004	21,43	161,967	42,059	48,873	252,899	515,87	166,443	43,402	37,511	247,357	173,16
10	2004	21,46	161,973	44,861	53,638	260,472	507,65	166,480	42,314	43,116	251,910	171,91
11	2004	21,06	163,345	73,816	50,657	287,819	517,21	166,714	40,696	38,537	245,947	171,81
12	2004	20,47	163,893	69,207	90,916	324,016	517,43	167,388	58,189	76,028	301,605	171,69

Starfsmannafélag ríkisútvarpsins*Starfsmannafélag sjónvarpsins sameinast Starfsmannafélagi ríkisútvarpsins frá og með janúar 2002*

		Karlar					Allir						Konur				
MA	AR	STG	DL	YL	ÖL	HL	STG	DL	YL	ÖL	HL	Km.dl.	STG	DL	YL	ÖL	HL
1	2004	44,86	168.572	92.797	13.788	275.157	105,29	160.826	74.684	9.229	244.739	138,19	60,43	155.076	61.239	5.845	222.160
2	2004	47,02	169.232	74.087	13.483	256.802	106,88	161.617	59.394	8.706	229.717	139,29	59,86	155.636	47.854	4.954	208.445
3	2004	44,51	167.839	79.838	11.955	259.632	107,88	159.803	57.312	7.437	224.551	136,92	63,37	154.159	41.491	4.264	199.914
4	2004	46,87	166.635	102.322	20.844	289.801	107,85	160.168	73.236	16.629	250.032	136,46	60,98	155.197	50.876	13.388	219.461
5	2004	44,71	168.698	72.419	12.370	253.488	105,84	160.383	63.499	7.542	231.424	135,53	61,13	154.302	56.975	4.011	215.288
6	2004	50,47	166.836	84.910	10.029	261.776	115,25	158.529	65.179	6.283	229.991	132,97	64,78	152.057	49.808	3.365	205.229
7	2004	49,56	166.899	77.817	7.989	252.705	116,19	158.413	60.231	4.790	223.434	133,47	66,63	152.101	47.149	2.410	201.660
8	2004	50,70	172.230	75.804	9.017	257.052	117,18	161.549	55.779	5.093	222.421	136,11	66,49	153.405	40.511	2.101	196.016
9	2004	43,86	173.358	83.014	10.563	266.936	100,71	164.861	65.845	6.943	237.648	138,32	56,85	158.306	52.598	4.149	215.053
10	2004	44,00	172.842	76.945	10.259	260.046	100,09	164.197	61.173	7.273	232.643	136,73	56,09	157.414	48.799	4.931	211.144
11	2004	43,35	172.503	81.256	11.577	265.336	99,19	164.216	63.559	7.917	235.692	136,47	55,84	157.782	49.822	5.076	212.679
12	2004	42,85	173.403	87.770	50.263	311.436	100,80	163.000	67.681	46.828	277.509	134,83	57,95	155.307	52.825	44.288	252.420

Starfsmannafélag ríkisstofnana, tæknihópur

		Karlar					Allir						Konur				
MA	AR	STG	DL	YL	ÖL	HL	STG	DL	YL	ÖL	HL	Km.dl.	STG	DL	YL	ÖL	HL
1	2004	568,37	176.505	82.791	20.606	279.902	826,20	171.382	77.052	18.750	267.184	158,72	257,83	160.090	64.401	14.656	239.148
2	2004	560,50	178.545	82.088	21.953	282.586	811,89	173.168	73.255	20.504	266.927	160,86	251,38	161.179	53.560	17.273	232.013
3	2004	477,45	178.947	82.783	20.096	281.827	703,93	173.198	76.210	18.623	268.032	159,94	226,48	161.079	62.353	15.518	238.950
4	2004	434,87	177.201	93.622	34.479	305.302	645,21	171.972	87.584	33.043	292.599	157,92	210,34	161.161	75.100	30.074	266.335
5	2004	421,94	176.358	67.784	17.368	261.511	618,17	171.934	66.571	15.974	254.479	156,60	196,23	162.421	63.962	12.976	239.360
6	2004	432,95	172.604	74.079	16.523	263.206	635,55	168.035	71.209	15.918	255.161	151,92	202,60	158.270	65.075	14.626	237.970
7	2004	402,50	171.215	68.637	12.279	252.131	603,68	165.967	64.429	11.083	241.479	150,72	201,19	155.467	56.011	8.689	220.167
8	2004	393,78	171.175	65.913	12.196	249.284	589,41	165.734	62.879	11.011	239.624	150,50	195,63	154.781	56.772	8.626	220.179
9	2004	256,63	186.627	66.081	11.795	264.503	352,55	182.295	64.073	10.989	257.356	164,84	95,92	170.703	58.699	8.833	238.236
10	2004	133,42	196.450	88.660	18.043	303.154	200,90	188.058	90.597	16.587	295.241	168,78	67,48	171.466	94.426	13.707	279.599
11	2004	84,42	200.886	130.040	29.885	360.811	122,66	196.275	140.136	28.710	365.120	175,81	38,24	186.093	162.426	26.116	374.636
12	2004	74,74	179.483	152.948	119.283	451.714	116,41	175.831	141.184	120.388	437.403	156,76	41,67	169.282	120.085	122.370	411.736

Starfsmannafélag ríkisstofnana, skrifstofuhópur

	AR	<i>Karlar</i>				
		STG	DL	YL	ÖL	HL
1	2004	549,67	177.059	61.148	11.123	249.330
2	2004	562,36	177.494	66.254	11.467	255.214
3	2004	628,55	177.784	67.348	10.658	255.791
4	2004	697,64	178.388	68.083	21.532	268.002
5	2004	904,80	167.815	62.803	13.297	243.915
6	2004	1077,38	162.472	55.067	11.183	228.721
7	2004	1129,30	162.506	52.715	13.751	228.973
8	2004	1098,59	164.585	55.847	15.212	235.645
9	2004	1047,44	169.341	69.641	17.626	256.608
10	2004	1132,65	171.087	70.248	17.788	259.123
11	2004	1190,72	171.478	69.224	17.601	258.303
12	2004	1242,33	170.926	67.841	52.442	291.208

Starfsmannafélag ríkisstofnana, heilbrigðishópur

	MA	AR	<i>Karlar</i>			
			STG	DL	YL	ÖL
1	2004					
2	2004					
3	2004					
4	2004					
5	2004					
6	2004					
7	2004					
8	2004					
9	2004					
10	2004					
11	2004					
12	2004					

<i>Allir</i>						
STG	DL	YL	ÖL	HL	Km.dl.	
2442,51	166.946	33.590	5.391	205.927	153,88	
2446,16	167.310	35.899	5.714	208.922	154,68	
2620,59	166.840	35.999	6.069	208.908	153,34	
2757,72	166.934	38.528	17.316	222.778	152,56	
3458,30	159.780	36.787	8.708	205.275	144,84	
4031,94	155.775	33.691	8.469	197.935	140,16	
4132,83	155.448	31.576	11.069	198.093	140,49	
4007,14	156.707	33.182	11.415	201.304	141,63	
3604,62	161.484	41.030	12.894	215.409	145,33	
3717,29	162.401	42.258	13.757	218.416	145,06	
3844,79	162.357	41.323	13.654	217.334	144,73	
3939,34	162.209	42.579	49.821	254.609	143,93	

<i>Konur</i>						
STG	DL	YL	ÖL	HL		
1892,83	164.010	25.587	3.727	193.323		
1883,80	164.270	26.837	3.996	195.103		
1992,04	163.387	26.107	4.620	194.114		
2060,09	163.055	28.520	15.888	207.463		
2553,49	156.933	27.569	7.082	191.584		
2954,56	153.333	25.896	7.479	186.709		
3003,53	152.794	23.627	10.061	186.482		
2908,54	153.731	24.621	9.981	188.333		
2557,18	158.266	29.311	10.956	198.533		
2584,64	158.595	29.992	11.991	200.577		
2654,06	158.265	28.806	11.883	198.954		
2697,01	158.194	30.943	48.614	237.750		

Starfsmannafélag ríkisstofnana, samtals

MA	AR	Karlur					Allir						Konur				
		STG	DL	YL	ÖL	HL	STG	DL	YL	ÖL	HL	Km.dl.	STG	DL	YL	ÖL	HL
1	2004	1.274,48	171.512	70.920	18.899	261.331	3.991,59	162.171	46.740	13.999	222.910	151,68	2.717,11	157.789	35.398	11.701	204.889
2	2004	1.282,32	172.366	68.403	20.293	261.063	3.960,39	162.692	42.315	15.239	220.246	152,63	2.678,07	158.060	29.823	12.820	200.702
3	2004	1.274,48	172.127	68.231	18.096	258.455	3.980,05	162.500	41.842	13.680	218.022	151,56	2.705,57	157.966	29.411	11.600	198.976
4	2004	1.289,42	172.269	76.748	29.259	278.277	4.014,70	162.629	49.657	24.339	236.625	150,83	2.725,28	158.068	36.839	22.011	216.918
5	2004	1.351,40	170.177	65.916	17.081	253.174	4.224,76	161.150	43.055	12.710	216.915	148,24	2.873,36	156.905	32.303	10.655	199.862
6	2004	1.532,38	165.065	62.637	14.812	242.514	4.802,54	157.131	41.162	11.958	210.250	143,47	3.270,16	153.413	31.098	10.620	195.131
7	2004	1.542,51	164.654	56.716	13.340	234.710	4.842,23	156.538	35.624	11.272	203.434	143,57	3.299,72	152.745	25.764	10.305	188.814
8	2004	1.502,52	166.228	58.308	14.430	238.966	4.694,54	157.612	36.760	11.598	205.971	144,55	3.192,02	153.556	26.618	10.266	190.440
9	2004	1.313,56	172.585	68.649	16.462	257.697	4.057,49	162.910	42.634	13.059	218.603	148,78	2.743,93	158.279	30.181	11.429	199.889
10	2004	1.273,20	173.622	71.967	17.894	263.483	3.989,11	163.466	44.605	14.069	222.140	148,17	2.715,91	158.705	31.777	12.276	202.759
11	2004	1.277,34	173.350	73.331	18.558	265.239	4.012,13	163.264	44.384	14.325	221.973	147,69	2.734,79	158.554	30.864	12.348	201.765
12	2004	1.318,09	171.387	72.719	56.553	300.659	4.092,24	162.459	45.379	52.326	260.165	146,28	2.774,15	158.217	32.389	50.318	240.924

Tollvarðafélag Íslands

MA	AR	Karlur					Allir						Konur				
		STG	DL	YL	ÖL	HL	STG	DL	YL	ÖL	HL	Km.dl.	STG	DL	YL	ÖL	HL
1	2004	88,68	196.526	124.418	40.377	361.321	109,18	194.579	125.241	39.681	359.502	151,14	20,50	186.159	128.805	36.671	351.636
2	2004	90,56	196.313	97.867	38.938	333.118	112,65	193.825	94.641	37.123	325.589	151,02	22,09	183.625	81.415	29.684	294.724
3	2004	94,29	196.936	92.844	36.285	326.065	116,62	193.701	90.227	35.137	319.064	150,03	22,33	180.038	79.175	30.289	289.501
4	2004	90,41	195.985	127.767	46.830	370.582	114,91	192.103	123.073	45.658	360.834	147,96	24,50	177.775	105.751	41.333	324.859
5	2004	90,70	199.405	104.810	35.097	339.313	116,11	194.856	101.840	34.163	330.860	148,86	25,42	178.624	91.242	30.830	300.696
6	2004	109,16	187.296	86.900	29.519	303.715	149,12	179.911	79.296	28.121	287.329	136,43	39,97	159.741	58.529	24.303	242.573
7	2004	108,68	186.211	85.543	33.431	305.185	147,70	178.576	76.751	32.014	287.341	136,02	39,01	157.309	52.258	28.066	237.632
8	2004	107,55	187.316	89.564	31.529	308.409	146,59	179.382	82.491	32.097	293.970	136,63	39,04	157.523	63.004	33.662	254.190
9	2004	92,07	198.030	86.319	38.324	322.673	115,92	194.061	85.746	39.979	319.786	147,19	23,85	178.737	83.533	46.370	308.640
10	2004	90,65	199.534	85.708	38.466	323.708	113,51	195.972	83.715	38.207	317.893	147,52	22,86	181.847	75.811	37.177	294.834
11	2004	89,31	199.710	89.164	39.830	328.704	110,81	197.087	87.826	39.155	324.068	148,07	21,50	186.188	82.268	36.355	304.812
12	2004	89,42	199.966	84.125	86.430	370.522	111,22	197.774	81.737	86.339	365.850	147,89	21,80	188.779	71.941	85.963	346.684

BSRB, ríkisstarfsmenn

MA	AR	Kerfar				Allir				Konur							
		STG	DL	YL	ÖL	HL	STG	DL	YL	ÖL	HL	STG	DL	YL	ÖL	HL	
1	2004	2.200,17	183.475	84.768	38.163	306.406	5.850,73	169.441	56.833	24.290	250.564	150,32	3.650,56	160.983	39.997	15.929	216.909
2	2004	2.219,78	184.182	79.056	36.102	299.340	5.843,92	169.853	50.223	23.944	244.019	151,15	3.624,14	161.076	32.563	16.497	210.136
3	2004	2.201,20	183.936	78.868	33.781	296.585	5.871,02	169.561	49.805	22.466	241.832	150,00	3.669,82	160.938	32.373	15.679	208.990
4	2004	2.208,02	183.919	91.032	46.557	321.509	5.875,97	169.684	63.345	33.407	266.436	149,26	3.667,95	161.114	46.679	25.491	233.284
5	2004	2.321,34	181.532	79.090	33.515	294.137	6.172,17	168.151	53.658	21.667	243.475	146,71	3.850,83	160.084	38.326	14.525	212.935
6	2004	2.601,63	175.693	74.489	31.070	281.253	6.916,50	163.915	49.104	20.134	233.153	141,96	4.314,87	156.814	33.798	13.540	204.152
7	2004	2.618,21	175.411	69.506	27.827	272.744	6.953,63	163.371	43.708	18.517	225.596	142,12	4.335,43	156.100	28.128	12.895	197.123
8	2004	2.583,63	176.704	71.750	28.990	277.444	6.794,68	164.424	46.025	19.135	229.584	143,03	4.211,05	156.890	30.242	13.089	200.221
9	2004	2.291,01	182.845	77.502	32.437	292.784	5.951,18	169.782	50.761	22.011	242.555	147,07	3.660,16	161.606	34.024	15.486	211.115
10	2004	2.233,60	184.279	82.019	34.892	301.189	5.831,23	170.465	52.910	23.690	247.065	146,56	3.597,63	161.888	34.837	16.736	213.461
11	2004	2.232,93	184.147	82.853	36.166	303.166	5.852,49	170.340	52.553	23.796	246.689	146,16	3.619,56	161.823	33.861	16.165	211.849
12	2004	2.251,06	182.836	82.233	75.906	340.975	5.911,81	169.730	54.811	62.579	287.120	144,95	3.660,75	161.671	37.948	54.385	254.004

Dýralæknafélag Íslands

MA	AR	<i>Karlar</i>					HL	Km.dl.
		STG	DL	YL	ÖL	HL		
1	2004							
2	2004							
3	2004							
4	2004							
5	2004							
6	2004							
7	2004							
8	2004							
9	2004							
10	2004							
11	2004							
12	2004							

<i>Allir</i>							Km.dl.
STG	DL	YL	ÖL	HL	HL	Km.dl.	
23,76	276.685	61.640	62.676	401.000	177,88		
23,85	277.026	59.327	54.648	391.001	178,64		
23,68	278.373	58.285	57.789	394.448	178,45		
22,03	283.392	63.311	65.968	412.671	180,65		
23,34	282.595	62.439	49.051	394.086	178,68		
21,78	286.131	60.593	65.633	412.358	179,57		
21,10	287.394	75.623	65.730	428.747	181,17		
22,93	285.128	61.039	61.548	407.714	179,74		
25,31	277.677	65.748	46.566	389.992	174,31		
26,78	273.457	75.931	55.368	404.756	170,37		
24,09	280.394	68.242	52.782	401.418	174,35		
23,10	283.089	70.321	93.670	447.080	175,20		

<i>Konur</i>				
STG	DL	YL	ÖL	HL

Stéttarfélag bókasafns- og upplýsingafræðinga

MA	AR	<i>Karlar</i>					HL	Km.dl.
		STG	DL	YL	ÖL	HL		
1	2004							
2	2004							
3	2004							
4	2004							
5	2004							
6	2004							
7	2004							
8	2004							
9	2004							
10	2004							
11	2004							
12	2004							

<i>Allir</i>							Km.dl.
STG	DL	YL	ÖL	HL	HL	Km.dl.	
80,40	247.999	29.402	322	277.723	172,29		
80,18	246.895	28.524	4.601	280.020	172,04		
82,93	247.062	27.306	456	274.824	171,15		
83,49	245.968	28.230	10.161	284.360	169,43		
82,82	245.938	25.235	414	271.587	168,04		
80,88	246.993	28.731	828	276.552	167,51		
80,05	247.165	25.060	315	272.540	168,37		
79,11	247.901	21.922	348	270.172	168,87		
81,48	248.283	33.850	324	282.457	168,42		
80,37	248.787	32.019	343	281.149	167,50		
80,37	249.804	31.320	313	281.437	167,85		
81,38	250.115	35.455	42.191	327.761	167,27		

<i>Konur</i>				
STG	DL	YL	ÖL	HL

BHM, ríkisstarfsmenn

Félag fréttamanna

		Karlar				Allir				Konur							
MA	AR	STG	DL	YL	ÖL	HL	ÖL	YL	ÖL	HL	Km.dl.	STG	DL	YL	ÖL	HL	
1	2004	44.08	217.761	119.352	25.518	362.630	59,04	218.122	115.038	27.901	361.135	151,62	15,53	219.434	102.795	34.664	356.893
2	2004	43.17	216.338	98.485	27.688	342.511	59,04	218.122	88.647	28.600	335.369	152,03	15,87	222.973	61.888	31.081	315.942
3	2004	42.81	215.337	96.589	26.168	338.094	57,71	216.448	97.306	25.923	339.677	149,98	14,90	219.642	99.366	25.219	344.226
4	2004	44.00	215.967	142.427	32.835	391.230	59,02	216.959	132.792	32.358	382.109	149,49	15,03	219.861	104.578	30.963	355.402
5	2004	44.65	214.896	112.295	23.931	351.122	60,96	215.809	106.706	24.999	347.514	147,49	16,31	218.308	91.401	27.923	337.632
6	2004	47.03	211.818	107.365	23.100	342.283	65,56	210.550	100.673	28.345	339.568	142,83	18,53	207.333	83.688	41.658	332.679
7	2004	51.34	209.535	105.801	16.126	331.462	70,02	209.507	98.481	22.067	330.055	142,75	18,68	209.431	78.361	38.398	326.189
8	2004	50.17	211.762	85.312	16.979	314.053	68,99	210.868	79.378	18.562	308.800	143,68	18,83	208.488	63.565	22.781	294.833
9	2004	46.06	217.239	105.845	23.674	346.759	63,98	215.558	92.623	25.043	333.225	146,25	17,92	211.239	58.648	28.561	298.447
10	2004	45.01	220.347	86.805	25.119	332.272	62,37	218.163	86.978	26.615	331.755	146,91	17,36	212.499	87.425	30.493	330.417
11	2004	42.26	218.218	105.384	30.316	353.919	59,91	216.256	102.576	30.044	348.877	145,34	17,65	211.558	95.853	29.392	336.802
12	2004	42.46	218.611	99.044	65.490	383.144	59,32	217.417	95.588	64.639	377.643	145,44	16,86	214.409	86.882	62.495	363.786

Félag háskólakeppnara

		Karlar				Allir				Konur							
MA	AR	STG	DL	YL	ÖL	HL	ÖL	YL	ÖL	HL	Km.dl.	STG	DL	YL	ÖL	HL	
1	2004	263.11	251.634	66.732	4.379	322.745	515,09	241.924	57.848	4.772	304.544	129,80	251,98	231.784	48.571	5.183	285.539
2	2004	258.19	252.001	53.333	5.037	310.371	506,99	242.445	45.614	3.238	291.297	130,47	248,80	232.529	37.604	1.371	271.504
3	2004	264.59	250.535	61.619	1.467	313.620	516,56	241.761	50.778	2.001	294.539	129,34	251,97	232.547	39.394	2.561	274.502
4	2004	255.09	252.815	69.655	10.341	332.811	506,89	242.437	57.280	10.990	310.707	128,97	251,81	231.923	44.745	11.648	288.316
5	2004	252.62	254.061	83.007	2.172	339.240	507,93	242.684	61.043	2.783	306.510	128,06	255,31	231.427	39.310	3.387	274.124
6	2004	260.09	252.001	50.000	732	302.734	533,03	239.363	38.467	1.064	278.894	125,37	272,94	227.321	27.476	1.380	256.177
7	2004	263.73	249.827	43.055	159	292.740	532,70	238.986	34.405	121	273.512	125,73	268,98	228.651	25.924	84	254.659
8	2004	266.77	249.370	45.420	438	295.228	536,05	239.127	37.517	297	276.941	125,80	269,28	228.980	29.687	157	258.825
9	2004	259.30	255.587	57.041	209.398	522.026	515,57	244.828	44.726	183.619	473.172	128,26	256,28	233.942	32.266	157.537	423.744
10	2004	254.33	256.085	54.625	269	310.979	507,50	245.250	46.184	467	291.900	127,52	253,17	234.366	37.703	665	272.734
11	2004	257.15	258.009	50.524	228	308.761	512,90	248.456	43.675	106	292.237	128,93	255,75	238.851	36.789	-17	275.623
12	2004	257.33	258.760	46.582	43.269	348.612	508,80	249.715	40.717	47.454	337.886	128,97	251,47	240.458	34.716	51.737	326.911

Félag háskólakennara á Akureyri

Kaupmáttur miðast við 05/1992 = 100,00

		Karlur						Allir						Konur				
MA	AR	STG	DL	YL	ÖL	HL	STG	DL	YL	ÖL	HL	Km.dl.	STG	DL	YL	ÖL	HL	
1	2004	51,94	248.794	83.367	0	332.161	105,56	240.785	68.048	0	308.833	174,03	53,62	233.027	53.209	0	286.236	
2	2004	52,69	250.219	84.858	0	335.077	106,28	241.492	70.569	0	312.060	175,08	53,59	232.911	56.520	0	289.431	
3	2004	52,07	250.469	104.380	0	354.849	105,16	241.900	86.045	0	327.945	174,34	53,09	233.496	68.062	0	301.557	
4	2004	53,78	249.179	86.990	9.177	345.345	106,93	241.372	73.044	9.589	324.005	172,98	53,14	233.472	58.931	10.005	302.407	
5	2004	54,42	248.044	101.972	1.157	351.173	107,17	240.927	81.433	588	322.947	171,26	52,75	233.584	60.246	0	293.830	
6	2004	54,37	248.488	102.968	1.669	353.125	106,99	241.449	80.089	1.575	323.113	170,36	52,62	234.176	56.450	1.478	292.104	
7	2004	54,40	247.831	99.329	0	347.160	105,88	241.963	77.846	0	319.809	171,48	51,47	235.761	55.142	0	290.903	
8	2004	62,04	244.269	115.442	106	359.817	119,83	238.626	107.683	55	346.364	169,12	57,78	232.567	99.352	0	331.919	
9	2004	58,39	253.804	81.388	113	335.305	118,43	245.482	64.571	56	310.108	173,24	60,03	237.387	48.213	0	285.600	
10	2004	57,89	255.578	75.485	114	331.176	119,26	246.454	57.028	55	303.537	172,63	61,37	237.846	39.616	0	277.462	
11	2004	58,70	254.706	70.324	171	325.202	119,27	246.422	58.895	84	305.402	172,26	60,57	238.394	47.819	0	286.213	
12	2004	59,07	253.334	67.243	34.695	355.271	119,63	245.785	52.884	35.107	333.776	171,01	60,57	238.423	38.880	35.509	312.812	

Fél. háskólamenntaðra starfsmanna stjórnarráðs

		Karlur						Allir						Konur				
MA	AR	STG	DL	YL	ÖL	HL	STG	DL	YL	ÖL	HL	Km.dl.	STG	DL	YL	ÖL	HL	
1	2004	142,42	271.885	78.225	4.370	354.479	329,43	264.534	68.296	4.109	336.938	159,41	187,01	258.935	60.734	3.910	323.579	
2	2004	143,71	273.910	68.921	1.960	344.791	332,37	264.795	61.110	2.684	328.589	160,05	188,65	257.851	55.160	3.235	316.247	
3	2004	144,17	274.830	71.062	1.718	347.610	332,53	265.361	62.260	3.146	330.766	159,45	188,36	258.113	55.522	4.238	317.873	
4	2004	146,65	274.003	68.961	11.805	354.769	337,88	266.289	61.460	12.948	340.696	159,11	191,23	260.373	55.708	13.824	329.904	
5	2004	146,24	273.411	71.049	2.195	346.655	334,65	265.737	63.201	2.904	331.843	157,49	188,41	259.782	57.109	3.455	320.346	
6	2004	145,84	273.307	69.789	2.209	345.305	331,99	266.034	62.213	2.696	330.942	156,50	186,15	260.336	56.277	3.077	319.690	
7	2004	146,19	273.473	71.072	3.149	347.694	332,27	266.167	64.117	2.561	332.845	157,28	186,08	260.428	58.654	2.098	321.180	
8	2004	149,50	274.595	74.742	492	349.829	337,29	267.284	65.039	957	333.280	157,94	187,79	261.463	57.315	1.328	320.106	
9	2004	134,92	278.125	68.996	590	347.711	310,03	272.351	64.196	1.714	338.261	160,25	175,12	267.902	60.498	2.580	330.980	
10	2004	124,77	277.175	71.843	527	349.544	296,45	271.402	63.822	852	336.076	158,50	171,68	267.207	57.993	1.088	326.288	
11	2004	123,48	276.252	70.897	1.583	348.732	299,22	271.052	63.431	1.631	336.114	157,98	175,74	267.398	58.185	1.665	327.249	
12	2004	120,21	275.788	70.607	41.804	388.198	296,57	271.764	65.051	41.020	377.834	157,65	176,36	269.022	61.264	40.485	370.770	

Félag íslenskra fræða

MA	AR	<i>Karlar</i>					ÖL	HL
		STG	DL	YL	ÖL	HL		
1	2004	20,28	247.667	23.641	0	271.307		
2	2004	20,62	248.065	21.659	0	269.724		
3	2004	21,71	246.781	23.547	0	270.327		
4	2004	21,09	248.841	25.691	9.906	284.438		
5	2004	20,10	247.513	31.945	0	279.457		
6	2004	21,93	248.844	24.526	0	273.370		
7	2004	20,11	248.692	33.387	0	282.079		
8	2004	20,73	248.105	37.546	0	285.651		
9	2004	20,10	248.115	55.092	0	303.208		
10	2004	16,86	245.983	34.276	0	280.260		
11	2004	18,03	246.700	18.189	0	264.889		
12	2004	18,24	243.407	19.013	41.822	304.242		

Félag íslenskra hjúkrunarfræðinga

MA	AR	<i>Karlar</i>					ÖL	HL
		STG	DL	YL	ÖL	HL		
1	2004	24,15	233.597	99.420	60.638	393.656		
2	2004	24,11	234.561	104.916	54.796	394.273		
3	2004	23,29	235.908	94.044	56.186	386.138		
4	2004	24,00	239.900	117.803	67.657	425.361		
5	2004	23,11	236.159	112.510	61.265	409.934		
6	2004	26,10	231.995	85.977	59.621	377.592		
7	2004	27,17	231.511	78.463	37.796	347.771		
8	2004	29,50	227.045	78.365	50.274	355.683		
9	2004	25,80	230.717	99.248	48.410	378.375		
10	2004	25,32	231.817	103.624	50.375	385.815		
11	2004	25,88	231.482	94.467	44.402	370.352		
12	2004	23,84	234.959	98.270	93.461	426.689		

<i>Allir</i>							Km.dl.
STG	DL	YL	ÖL	HL	ÖL	HL	
51,03	243.649	20.389	102	264.140	142,57		
51,05	245.016	30.413	0	275.429	143,81		
52,74	242.593	27.504	0	270.097	141,55		
51,75	244.175	33.231	9.976	287.381	141,67		
52,15	243.969	35.768	0	279.737	140,40		
60,51	241.345	33.086	0	274.431	137,86		
60,16	241.033	37.168	0	278.201	138,30		
62,14	240.871	59.096	0	299.967	138,21		
55,38	246.682	101.523	842	349.047	140,94		
49,82	248.952	20.515	860	270.327	141,17		
50,92	249.527	19.280	829	269.636	141,22		
50,36	249.376	16.897	41.487	307.761	140,47		

<i>Konur</i>						
STG	DL	YL	ÖL	HL	ÖL	HL
30,75	240.998	18.245	169	259.412		
30,43	242.950	36.346	0	279.296		
31,02	239.662	30.273	0	269.935		
30,66	240.965	38.417	10.024	289.406		
32,05	241.746	38.166	0	279.912		
38,58	237.084	37.951	0	275.035		
40,05	237.189	39.066	0	276.255		
41,40	237.248	69.887	0	307.135		
35,28	245.865	127.975	1.322	375.162		
32,96	250.470	13.478	1.299	265.247		
32,90	251.075	19.878	1.283	272.237		
32,12	252.766	15.696	41.297	309.759		

Félag íslenskra náttúrufræðinga

		<i>Karlar</i>					<i>Allir</i>						<i>Konur</i>				
MA	AR	STG	DL	YL	ÖL	HL	STG	DL	YL	ÖL	HL	Km.dl.	STG	DL	YL	ÖL	HL
1	2004	350,57	275.558	41.336	3.760	320.653	576,37	267.388	35.213	4.516	307.117	168,17	225,80	254.703	25.707	5.691	286.101
2	2004	351,37	276.411	51.153	27.424	354.988	579,01	267.823	42.807	22.685	333.314	168,96	227,63	254.567	29.923	15.369	299.858
3	2004	355,76	275.316	56.096	7.076	338.489	583,95	267.300	47.637	5.692	320.629	167,64	228,19	254.803	34.447	3.534	292.784
4	2004	351,16	275.841	60.359	16.007	352.206	580,92	267.512	51.126	16.229	334.867	166,83	229,76	254.783	37.014	16.569	308.366
5	2004	358,42	275.372	60.137	4.206	339.714	596,21	266.647	51.833	4.234	322.713	164,94	237,79	253.496	39.317	4.277	297.089
6	2004	368,04	273.853	58.603	8.567	341.023	610,93	265.662	48.337	7.793	321.792	163,11	242,89	253.250	32.783	6.620	292.653
7	2004	365,53	275.072	57.663	5.565	338.300	615,59	265.751	47.552	5.015	318.318	163,90	250,06	252.127	32.772	4.211	289.110
8	2004	364,94	275.237	50.627	5.822	331.686	617,98	266.232	43.448	4.757	314.437	164,19	253,05	253.244	33.094	3.222	289.560
9	2004	357,14	278.076	50.867	4.229	333.172	599,83	269.440	44.544	5.520	319.504	165,47	242,68	256.732	35.238	7.418	299.388
10	2004	357,69	277.943	56.454	5.411	339.808	598,56	269.727	49.964	4.689	324.380	164,40	240,87	257.526	40.327	3.617	301.470
11	2004	350,87	278.736	57.707	6.410	342.853	590,92	270.560	48.592	5.294	324.445	164,58	240,05	258.609	35.268	3.662	297.539
12	2004	361,20	279.355	49.427	44.541	373.323	595,86	271.696	43.471	45.060	360.227	164,50	234,66	259.908	34.303	45.857	340.069

Stéttarfélag sjúkráþjálfra

		<i>Karlar</i>					<i>Allir</i>						<i>Konur</i>				
MA	AR	STG	DL	YL	ÖL	HL	STG	DL	YL	ÖL	HL	Km.dl.	STG	DL	YL	ÖL	HL
1	2004						48,21	263.664	28.042	5.164	296.871	156,83					
2	2004						50,56	262.727	28.777	3.301	294.805	156,75					
3	2004						50,30	262.935	29.166	3.424	295.524	155,96					
4	2004						52,34	263.905	31.131	14.105	309.141	155,65					
5	2004						52,13	269.713	29.172	4.322	303.207	157,78					
6	2004						47,11	265.109	31.653	5.069	301.830	153,94					
7	2004						48,64	264.726	27.806	3.546	296.079	154,41					
8	2004						46,74	265.125	27.249	4.264	296.637	154,64					
9	2004						45,94	269.286	34.625	4.182	308.093	156,40					
10	2004						44,71	271.420	37.649	3.360	312.429	156,46					
11	2004						43,54	267.668	36.340	3.219	307.228	153,99					
12	2004						42,37	269.031	33.677	50.170	352.877	154,05					

Félag tækniháskólakennara

		<i>Karlar</i>						<i>Allir</i>						<i>Konur</i>					
MA	AR	STG	DL	YL	ÖL	HL	STG	DL	YL	ÖL	HL	Km.dl.	STG	DL	YL	ÖL	HL		
1	2004	29,11	265.996	103.606	418	370.020	54,77	256.058	89.956	222	346.237	168,07	25,67	244.789	74.476	0	319.266		
2	2004	27,52	266.312	42.201	0	308.514	50,86	260.527	49.244	0	309.771	171,52	23,34	253.707	57.546	0	311.253		
3	2004	28,52	262.482	46.544	0	309.026	52,65	255.074	52.288	0	307.362	166,94	24,13	246.320	59.076	0	305.396		
4	2004	28,52	264.589	41.394	9.798	315.780	51,89	256.249	53.499	9.636	319.384	166,77	23,37	246.074	68.269	9.438	323.781		
5	2004	29,20	266.137	51.715	719	318.571	52,58	259.337	59.581	399	319.317	167,41	23,37	250.841	69.408	0	320.249		
6	2004	27,84	268.660	72.876	0	341.536	48,44	265.233	62.915	0	328.148	169,95	20,60	260.601	49.449	0	310.050		
7	2004	28,11	265.247	14.194	0	279.441	48,98	262.523	17.345	0	279.867	168,96	20,87	258.854	21.587	0	280.442		
8	2004	27,33	267.318	6.243	0	273.560	48,53	266.156	13.093	0	279.249	171,30	21,20	264.659	21.924	0	286.583		
9	2004	26,26	268.036	64.975	0	333.011	44,06	263.648	70.647	0	334.296	168,97	17,80	257.175	79.016	0	336.191		
10	2004	26,65	267.006	64.434	0	331.440	44,50	262.969	67.913	0	330.882	167,27	17,85	256.942	73.106	0	330.048		
11	2004	26,61	268.218	82.323	0	350.540	44,86	263.602	78.597	0	342.198	167,34	18,25	256.873	73.165	0	330.039		
12	2004	26,45	268.504	75.833	36.562	380.899	46,06	263.564	73.451	37.715	374.730	166,53	19,61	256.901	70.239	39.271	366.411		

Félag íslenskra. félagsvísindamanna

		<i>Karlar</i>						<i>Allir</i>						<i>Konur</i>					
MA	AR	STG	DL	YL	ÖL	HL	STG	DL	YL	ÖL	HL	Km.dl.	STG	DL	YL	ÖL	HL		
1	2004	19,00	277.918	47.217	4.980	330.116	46,75	274.328	42.987	13.668	330.983	180,96	27,75	271.870	40.090	19.617	331.577		
2	2004	17,74	276.027	40.416	5.335	321.778	46,02	273.447	42.704	6.829	322.979	180,93	28,28	271.829	44.139	7.765	323.733		
3	2004	17,22	279.683	45.110	5.496	330.289	46,89	272.204	41.816	7.085	321.105	179,05	29,68	267.864	39.905	8.006	315.775		
4	2004	17,12	279.913	54.198	16.564	350.675	47,27	271.739	44.366	14.285	330.389	177,74	30,15	267.097	38.782	12.990	318.869		
5	2004	18,43	276.045	58.559	7.849	342.454	49,54	271.484	47.716	5.943	325.143	176,13	31,12	268.782	41.296	4.814	314.892		
6	2004	18,68	274.907	41.130	36.569	352.606	50,53	271.278	43.979	16.129	331.386	174,69	31,86	269.150	45.649	4.146	318.945		
7	2004	19,18	278.124	35.989	32.616	346.729	50,00	273.533	39.164	15.963	328.660	176,93	30,82	270.675	41.140	5.599	317.414		
8	2004	17,60	270.637	38.964	20.525	330.126	51,61	269.827	36.391	9.421	315.640	174,53	34,01	269.408	35.060	3.675	308.142		
9	2004	17,60	264.814	28.895	26.316	320.025	51,72	267.442	37.900	14.697	320.040	172,26	34,12	268.798	42.546	8.703	320.047		
10	2004	18,35	263.730	50.813	16.567	331.109	50,11	267.793	48.724	7.516	324.033	171,19	31,76	270.141	47.517	2.287	319.945		
11	2004	18,94	269.098	45.434	0	314.532	50,86	269.321	48.976	1.886	320.183	171,83	31,92	269.454	51.077	3.005	323.536		
12	2004	21,20	266.713	90.960	32.231	389.904	54,39	268.322	77.883	35.273	381.478	170,39	33,19	269.350	69.531	37.215	376.097		

BHM, ríkisstarfsmenn

Mars 2005

Kjarafélag iðjubjálfa

		Kjarlar						Konur											
MA	AR	STG	DL	YL	ÖL	HL	STG	DL	YL	ÖL	HL	STG	DL	YL	ÖL	HL			
1	2004	46,24	285,464	8,640	1,911	276,016	152,58	46,24	285,464	8,640	1,911	276,016	152,58	46,24	285,464	8,640	1,911	276,016	152,58
2	2004	45,77	267,555	8,658	1,800	278,295	154,26	45,77	267,555	8,658	1,800	278,295	154,26	45,77	267,555	8,658	1,800	278,295	154,26
3	2004	46,19	265,849	7,478	1,800	275,126	152,37	46,19	265,849	7,478	1,800	275,126	152,37	46,19	265,849	7,478	1,800	275,126	152,37
4	2004	46,38	267,750	9,263	13,558	290,571	152,60	46,38	267,750	9,263	13,558	290,571	152,60	46,38	267,750	9,263	13,558	290,571	152,60
5	2004	48,15	266,516	9,587	2,991	279,093	150,66	48,15	266,516	9,587	2,991	279,093	150,66	48,15	266,516	9,587	2,991	279,093	150,66
6	2004	46,71	266,997	11,890	3,932	282,819	149,81	46,71	266,997	11,890	3,932	282,819	149,81	46,71	266,997	11,890	3,932	282,819	149,81
7	2004	45,96	271,705	9,197	3,162	284,064	153,14	45,96	271,705	9,197	3,162	284,064	153,14	45,96	271,705	9,197	3,162	284,064	153,14
8	2004	46,09	268,346	7,414	1,979	277,739	151,24	46,09	268,346	7,414	1,979	277,739	151,24	46,09	268,346	7,414	1,979	277,739	151,24
9	2004	47,70	269,849	6,895	2,055	278,799	151,45	47,70	269,849	6,895	2,055	278,799	151,45	47,70	269,849	6,895	2,055	278,799	151,45
10	2004	45,47	270,105	10,794	1,616	282,514	150,46	45,47	270,105	10,794	1,616	282,514	150,46	45,47	270,105	10,794	1,616	282,514	150,46
11	2004	45,75	270,636	10,274	612	281,522	150,45	45,75	270,636	10,274	612	281,522	150,45	45,75	270,636	10,274	612	281,522	150,45
12	2004	47,97	268,798	12,121	41,445	322,365	148,73	47,97	268,798	12,121	41,445	322,365	148,73	47,97	268,798	12,121	41,445	322,365	148,73

Kennarafélag KHÍ

		Kjarlar						Konur									
MA	AR	STG	DL	YL	ÖL	HL	STG	DL	YL	ÖL	HL	STG	DL	YL	ÖL	HL	
1	2004	48,20	248,013	117,791	712	366,516	123,04	236,297	98,839	279	335,414	140,62	74,84	228,751	86,632	0	315,383
2	2004	47,91	248,057	116,517	0	364,574	124,06	236,632	97,312	0	333,945	141,25	76,15	229,445	85,229	0	314,674
3	2004	48,21	248,225	122,280	0	370,505	125,04	236,377	105,887	1,533	343,797	140,27	76,83	228,943	95,600	2,495	327,038
4	2004	48,16	248,419	117,822	9,806	376,047	122,86	238,147	100,331	9,849	348,327	140,52	74,70	231,523	89,054	9,877	330,454
5	2004	48,10	249,293	117,275	0	366,567	123,12	240,301	106,552	682	347,535	140,64	75,03	234,537	99,678	1,119	335,334
6	2004	48,25	249,343	124,528	0	373,871	123,55	240,131	115,828	1,444	357,403	139,50	75,30	234,227	110,253	2,370	346,851
7	2004	47,66	249,284	109,213	0	358,497	121,84	240,612	94,689	0	335,302	140,40	74,18	235,041	85,358	0	320,399
8	2004	48,62	248,749	161,107	0	409,855	130,24	238,566	127,519	0	366,085	139,21	81,62	232,500	107,510	0	340,010
9	2004	48,18	255,941	113,155	0	369,096	132,00	243,870	93,496	0	337,366	141,70	83,82	236,932	82,196	0	319,128
10	2004	47,68	256,118	104,550	0	360,668	131,14	244,240	91,615	0	335,854	140,86	83,46	237,454	84,226	0	321,680
11	2004	47,68	256,118	113,133	0	369,251	130,99	244,210	94,876	0	339,086	140,56	83,31	237,394	84,428	0	321,822
12	2004	50,83	256,163	104,031	34,802	394,996	134,89	244,783	91,173	34,808	370,764	140,23	84,06	237,903	83,398	34,812	356,112

Kjarafélag viðskipta- og hagfræðinga

MA	AR	Karlar					Allir					Km.dl.	Konur				
		STG	DL	YL	ÖL	HL	STG	DL	YL	ÖL	HL		STG	DL	YL	ÖL	HL
1	2004	165,23	278.074	92.324	490	370.888	279,87	272.109	91.481	2.657	366.246	157,31	114,64	263.511	90.265	5.781	359.557
2	2004	161,77	278.285	99.490	1.674	379.449	278,00	272.119	95.985	1.016	369.121	157,80	116,23	263.538	91.107	100	354.746
3	2004	165,74	278.738	100.474	992	380.203	284,64	271.770	96.117	619	368.506	156,67	118,89	262.057	90.044	98	352.199
4	2004	162,65	278.597	99.135	10.754	388.487	283,46	272.805	94.274	10.458	377.537	156,38	120,81	265.005	87.730	10.059	362.794
5	2004	162,67	280.259	98.012	199	378.470	283,95	274.403	94.821	401	369.625	156,02	121,28	266.549	90.543	671	357.762
6	2004	166,08	279.409	99.797	3.239	382.445	292,79	273.148	94.124	1.877	369.149	154,15	126,71	264.941	86.688	92	351.721
7	2004	166,48	278.835	91.244	615	370.695	294,63	272.570	87.130	387	360.087	154,51	128,15	264.431	81.785	91	346.307
8	2004	167,35	278.821	83.756	318	362.895	295,62	272.828	80.811	341	353.979	154,66	128,27	265.008	76.968	370	342.346
9	2004	171,74	281.460	103.977	489	385.926	300,05	275.002	96.501	319	371.822	155,23	128,31	266.359	86.493	91	352.943
10	2004	165,41	278.996	102.499	1.497	382.992	299,24	273.237	92.824	987	367.047	153,08	133,83	266.119	80.865	356	347.340
11	2004	169,94	279.337	103.636	5.092	388.065	309,45	272.631	93.377	3.670	369.679	152,44	139,51	264.463	80.881	1.939	347.283
12	2004	167,62	278.304	98.967	38.825	416.096	309,44	271.991	88.885	37.347	398.223	151,37	141,82	264.530	76.969	35.601	377.099

Leikarafélag Íslands

Gekk í BHM í maí 2004. Kaupmáttur miðast við meðaltal ársins 1997 = 100,00

MA	AR	Karlar					Allir					Km.dl.	Konur				
		STG	DL	YL	ÖL	HL	STG	DL	YL	ÖL	HL		STG	DL	YL	ÖL	HL
1	2004	21,68	252.114	16.829	7.913	276.856	45,08	240.855	12.209	7.050	260.115	140,32	23,40	230.422	7.929	6.251	244.602
2	2004	21,15	237.829	18.222	6.049	262.100	42,70	232.698	18.039	6.789	257.527	135,98	21,55	227.663	17.859	7.516	253.038
3	2004	21,42	251.094	22.803	6.339	280.236	42,56	247.584	27.112	7.536	282.232	143,83	21,15	244.029	31.477	8.748	284.254
4	2004	23,10	244.014	15.924	15.899	275.837	43,51	240.267	22.107	17.007	279.381	138,79	20,41	236.028	29.105	18.260	283.393
5	2004	23,99	228.605	16.569	4.992	250.166	45,54	228.401	23.441	6.197	258.038	130,87	21,55	228.174	31.090	7.538	266.803
6	2004	21,66	223.807	1.092	2.557	227.456	43,29	224.941	7.719	3.509	236.168	127,93	21,63	226.076	14.357	4.462	244.895
7	2004	16,00	218.700	0	0	218.700	35,18	212.450	862	0	213.311	121,37	19,18	207.236	1.580	0	208.817
8	2004	17,70	212.306	4.568	0	216.874	36,73	209.860	3.026	0	212.886	119,89	19,04	207.587	1.592	0	209.179
9	2004	21,57	233.384	6.467	4.073	243.924	43,12	233.006	9.124	4.543	246.673	132,55	21,55	232.628	11.784	5.013	249.425
10	2004	21,79	253.443	23.172	9.637	286.252	43,34	253.759	22.739	10.594	287.092	143,27	21,55	254.079	22.300	11.562	287.941
11	2004	24,36	245.693	13.955	6.889	266.537	45,91	247.386	14.149	7.801	269.336	139,39	21,55	249.300	14.369	8.832	272.500
12	2004	23,25	216.445	23.107	37.063	276.615	44,96	216.669	18.680	39.914	275.262	121,51	21,70	216.908	13.937	42.969	273.813

Ljósmeðrafélag Íslands

Kaupmáttur miðast við 01/2000 = 100,00

		Karlar					Allir					Konur					
MA	AR	STG	DL	YL	ÖL	HL	STG	DL	YL	ÖL	HL	Km.dl.	STG	DL	YL	ÖL	HL
1	2004						86,44	226.584	51.136	49.357	327.077	113,37	86,44	226.584	51.136	49.357	327.077
2	2004						82,69	226.925	33.617	45.560	306.101	113,89	82,69	226.925	33.617	45.560	306.101
3	2004						83,34	226.842	35.770	46.723	309.335	113,18	83,34	226.842	35.770	46.723	309.335
4	2004						83,81	227.218	101.370	51.153	379.740	112,73	83,81	227.218	101.370	51.129	379.716
5	2004						84,34	227.237	70.719	44.334	342.290	111,82	84,34	227.237	70.719	44.334	342.290
6	2004						84,70	228.191	54.164	36.622	318.977	111,46	84,70	228.191	54.164	36.622	318.977
7	2004						86,34	228.157	40.995	36.298	305.449	111,94	86,34	228.157	40.995	35.006	304.158
8	2004						84,03	227.916	47.587	40.946	316.449	111,82	84,03	227.916	47.587	39.430	314.932
9	2004						84,63	228.491	38.171	45.004	311.666	111,63	84,63	228.491	38.171	45.004	311.666
10	2004						86,37	228.076	35.161	45.972	309.208	110,59	86,37	228.076	35.161	45.972	309.208
11	2004						81,80	229.322	32.385	43.152	304.859	110,98	81,80	229.322	32.385	43.152	304.859
12	2004						81,01	230.620	56.541	79.353	366.514	111,08	81,01	230.620	56.541	79.353	366.514

Stéttarfélag háskólam. á matvæla- og næringasviði

		Karlar					Allir					Konur					
MA	AR	STG	DL	YL	ÖL	HL	STG	DL	YL	ÖL	HL	Km.dl.	STG	DL	YL	ÖL	HL
1	2004	20,73	271.316	36.181	2.875	310.371	51,85	271.475	26.990	2.312	300.777	196,08	31,12	271.580	20.869	1.938	294.387
2	2004	22,30	272.025	39.422	2.879	314.326	54,87	271.147	28.971	10.160	310.278	196,44	32,57	270.545	21.818	15.144	307.507
3	2004	19,52	277.176	38.183	15.457	330.816	52,32	273.326	28.026	10.927	312.279	196,86	32,80	271.035	21.983	8.231	301.249
4	2004	19,52	277.270	40.404	11.006	328.681	52,25	273.352	29.947	11.727	315.026	195,77	32,73	271.016	23.712	12.157	306.885
5	2004	20,03	274.524	30.497	1.188	306.209	53,00	270.543	26.077	739	297.359	192,18	32,97	268.125	23.392	466	291.983
6	2004	19,76	274.048	28.306	1.204	303.559	54,09	270.193	24.573	724	295.490	190,51	34,33	267.974	22.424	448	290.846
7	2004	20,16	270.522	20.948	1.180	292.650	54,67	268.880	21.134	717	290.731	190,43	34,51	267.920	21.244	445	289.609
8	2004	19,98	273.990	35.878	978	310.846	53,20	269.516	27.037	656	297.210	190,88	33,23	266.826	21.721	463	289.010
9	2004	19,12	273.318	34.642	1.245	309.205	51,62	269.777	27.724	759	298.260	190,26	32,51	267.695	23.656	473	291.824
10	2004	19,12	273.318	54.080	1.245	328.643	52,65	268.754	39.873	764	309.390	188,12	33,54	266.152	31.775	489	298.416
11	2004	18,23	276.773	53.088	1.306	331.167	51,94	269.801	34.127	774	304.702	188,48	33,72	266.031	23.877	486	290.395
12	2004	18,25	277.112	53.989	55.574	386.675	53,13	269.015	32.947	53.715	355.677	187,05	34,89	264.779	21.942	52.743	339.464

Meinataeknafélag Íslands *Kaupmáttur miðast við 04/1989 = 100,00*

MA	AR	<i>Karlar</i>					<i>Allir</i>					Km.dl.
		STG	DL	YL	ÖL	HL	STG	DL	YL	ÖL	HL	
1	2004						159,76	207.100	99.430	20.920	327.451	158,86
2	2004						152,72	208.204	97.808	19.506	325.517	160,19
3	2004						151,12	208.120	100.880	20.850	329.851	159,18
4	2004						155,73	208.663	105.619	34.012	348.294	158,70
5	2004						152,15	207.855	107.468	21.667	336.991	156,80
6	2004						159,77	206.310	90.620	17.973	314.903	154,48
7	2004						161,41	206.891	95.204	16.328	318.423	155,61
8	2004						157,73	207.037	95.895	17.389	320.321	155,72
9	2004						153,81	207.233	95.904	16.428	319.565	155,21
10	2004						156,19	206.409	96.056	17.012	319.477	153,43
11	2004						157,76	206.555	90.948	15.183	312.686	153,24
12	2004						152,91	207.105	94.838	57.528	359.470	152,93

Félag íslenskra geislafræðinga *Kaupmáttur miðast við 01/1992 = 100,00*

MA	AR	<i>Karlar</i>					<i>Allir</i>					Km.dl.
		STG	DL	YL	ÖL	HL	STG	DL	YL	ÖL	HL	
1	2004						45,47	209.475	89.689	21.377	320.541	189,10
2	2004						46,49	209.526	83.924	18.806	312.255	189,72
3	2004						46,23	209.592	83.406	20.307	313.306	188,66
4	2004						44,94	210.151	98.071	36.636	344.859	188,10
5	2004						45,73	209.932	93.325	20.569	323.825	186,38
6	2004						49,84	207.534	79.630	17.066	304.230	182,89
7	2004						47,75	209.120	76.495	17.527	303.142	185,11
8	2004						44,08	207.936	89.585	18.130	315.652	184,06
9	2004						42,99	209.484	78.692	16.685	304.861	184,64
10	2004						43,88	209.411	88.665	18.940	317.015	183,20
11	2004						44,56	208.315	82.381	18.148	308.845	181,88
12	2004						45,01	209.055	87.091	59.484	355.630	181,67

Stéttarfélag sálfræðinga á Íslandi

		<i>Karlar</i>						<i>Allir</i>						<i>Konur</i>				
MA	AR	STG	DL	YL	ÖL	HL	STG	DL	YL	ÖL	HL	Km.dl.	STG	DL	YL	ÖL	HL	
1	2004	22,20	304.919	18.364	0	323.283	58,62	299.172	16.350	6.082	321.604	178,58	36,42	295.667	15.123	9.790	320.580	
2	2004	22,54	304.216	18.645	1.582	324.443	57,38	296.753	16.622	2.620	315.996	177,67	34,85	291.927	15.315	3.292	310.533	
3	2004	25,51	299.500	19.104	0	318.604	62,36	294.098	17.095	2.509	313.702	175,05	36,85	290.358	15.704	4.247	310.309	
4	2004	23,40	301.996	18.219	9.352	329.566	58,97	293.859	14.900	14.818	323.578	173,92	35,57	288.508	12.717	18.414	319.639	
5	2004	20,50	310.185	17.817	1.771	329.773	55,90	295.962	16.027	4.459	316.448	173,74	35,40	287.725	14.990	6.016	308.731	
6	2004	20,33	310.296	17.095	9.832	337.223	58,11	294.175	16.524	7.161	317.859	171,42	37,78	285.500	16.216	5.723	307.439	
7	2004	19,80	314.097	17.630	0	331.728	53,32	298.270	14.903	335	313.508	174,58	33,52	288.921	13.292	532	302.746	
8	2004	21,28	310.121	18.302	0	328.423	56,28	296.575	16.699	0	313.274	173,59	35,00	288.339	15.724	0	304.063	
9	2004	20,94	308.536	25.045	15.606	349.187	56,87	295.400	20.735	8.938	325.073	172,17	35,93	287.745	18.223	5.051	311.019	
10	2004	19,07	311.412	19.530	4.861	335.804	55,70	295.949	19.158	3.317	318.424	171,20	36,63	287.900	18.965	2.513	309.378	
11	2004	20,72	310.582	17.790	2.108	330.480	58,37	295.261	17.500	5.634	318.395	170,46	37,65	286.830	17.340	7.575	311.745	
12	2004	20,40	313.958	17.472	49.403	380.834	58,81	296.635	15.292	43.957	355.884	170,45	38,41	287.434	14.134	41.064	342.633	

Stéttarfélag íslenskra félagsráðgjafa

		<i>Karlar</i>					<i>Allir</i>					<i>Konur</i>					
MA	AR	STG	DL	YL	ÖL	HL	STG	DL	YL	ÖL	HL	Km.dl.	STG	DL	YL	ÖL	HL
1	2004						64,05	256.845	21.735	6.972	285.551	178,26					
2	2004						63,71	257.514	24.948	6.838	289.300	179,27					
3	2004						67,79	262.131	24.530	5.264	291.925	181,41					
4	2004						61,20	260.171	24.361	20.434	304.965	179,04					
5	2004						61,25	261.002	24.703	6.164	291.869	178,15					
6	2004						65,15	260.201	21.692	4.210	286.103	176,29					
7	2004						62,72	261.997	16.577	1.447	280.021	178,30					
8	2004						61,56	260.999	22.219	2.778	285.996	177,62					
9	2004						62,45	260.011	31.729	1.738	293.478	176,20					
10	2004						62,78	261.746	46.377	1.445	309.569	176,05					
11	2004						64,36	262.142	20.803	1.398	284.343	175,96					
12	2004						65,74	262.999	21.614	38.841	323.455	175,71					

Stéttarfélag lögfræðinga

MA	AR	<i>Karlar</i>					<i>Allir</i>					Km.dl.	<i>Konur</i>				
		STG	DL	YL	ÖL	HL	STG	DL	YL	ÖL	HL		STG	DL	YL	ÖL	HL
1	2004	110,77	263.239	96.913	20.708	380.860	231,07	257.511	89.489	18.805	365.805	154,95	120,30	252.236	82.653	17.054	351.943
2	2004	111,31	262.709	93.410	18.140	374.258	232,56	258.326	88.392	15.216	361.935	155,91	121,25	254.303	83.787	12.533	350.622
3	2004	109,22	265.855	98.807	15.582	380.243	228,49	259.723	89.399	14.274	363.395	155,84	119,28	254.108	80.784	13.076	347.968
4	2004	113,99	266.793	95.533	30.790	393.115	234,36	260.821	89.482	27.676	377.979	155,62	120,38	255.166	83.752	24.727	363.645
5	2004	107,00	265.330	94.437	18.767	378.534	227,35	260.984	87.648	15.999	364.630	154,45	120,35	257.119	81.612	13.537	352.268
6	2004	106,99	267.231	103.278	22.995	393.504	232,36	261.500	94.936	16.715	373.150	153,61	125,36	256.608	87.816	11.355	355.779
7	2004	107,80	266.511	92.412	21.073	379.996	229,52	260.420	85.746	15.873	362.039	153,66	121,72	255.026	79.843	11.267	346.135
8	2004	110,87	267.484	92.869	20.081	380.434	235,81	260.541	84.365	16.402	361.307	153,73	124,94	254.380	76.817	13.137	344.334
9	2004	110,27	267.929	94.154	17.355	379.438	227,77	262.227	88.973	14.730	365.930	154,07	117,50	256.876	84.110	12.267	353.253
10	2004	108,31	269.328	97.552	19.687	386.567	229,82	262.385	92.220	14.667	369.271	153,01	121,51	256.196	87.467	10.191	353.854
11	2004	104,85	270.011	99.865	22.113	391.989	228,87	262.969	95.467	16.964	375.400	153,04	124,02	257.015	91.750	12.610	361.375
12	2004	108,35	273.971	105.847	56.074	435.891	238,88	266.225	91.741	51.647	409.613	154,21	130,53	259.796	80.032	47.972	387.800

Útgarður, félag háskólamanna

MA	AR	<i>Karlar</i>					<i>Allir</i>					Km.dl.	<i>Konur</i>				
		STG	DL	YL	ÖL	HL	STG	DL	YL	ÖL	HL		STG	DL	YL	ÖL	HL
1	2004	143,59	243.004	74.311	15.333	332.648	315,97	235.720	56.879	8.817	301.416	155,59	172,38	229.653	42.359	3.389	275.401
2	2004	147,38	244.243	76.561	14.458	335.263	323,54	236.015	57.194	9.640	302.850	156,26	176,17	229.132	40.993	5.610	275.734
3	2004	148,49	245.393	75.027	10.943	331.363	323,58	237.271	58.012	6.711	301.994	156,17	175,09	230.383	43.583	3.121	277.087
4	2004	152,05	244.215	77.544	23.319	345.078	323,38	236.971	58.982	18.220	314.173	155,09	171,33	230.542	42.508	13.695	286.745
5	2004	148,60	245.191	83.220	12.043	340.453	319,89	237.529	62.540	7.307	307.376	154,20	171,28	230.881	44.598	3.199	278.678
6	2004	153,08	245.081	86.765	11.403	343.249	330,46	237.963	63.288	7.823	309.074	153,33	177,38	231.820	43.028	4.734	279.582
7	2004	148,94	245.095	73.617	9.362	328.074	328,92	236.929	55.173	5.761	297.864	153,35	179,98	230.172	39.911	2.782	272.865
8	2004	150,19	245.471	73.184	12.215	330.870	330,15	237.452	53.593	7.030	298.075	153,69	179,96	230.759	37.241	2.703	270.703
9	2004	149,87	246.034	79.887	10.589	336.511	327,74	238.887	60.416	7.574	306.876	153,96	177,87	232.865	44.009	5.033	281.906
10	2004	153,99	246.134	79.564	9.853	335.551	336,14	238.774	58.526	6.330	303.629	152,74	182,15	232.551	40.739	3.351	276.641
11	2004	152,94	245.476	76.363	10.224	332.063	337,80	238.056	59.520	6.173	303.749	151,97	184,86	231.917	45.584	2.822	280.324
12	2004	150,49	245.513	81.372	48.353	375.238	340,85	237.510	59.474	43.628	340.611	150,92	190,35	231.183	42.161	39.892	313.236

Þroskabjálfafélag Íslands

Kaupmáttur miðast við 07-12/1997 = 100,00

		Karlur						Allir						Konur				
MA	AR	STG	DL	YL	ÖL	HL	STG	DL	YL	ÖL	HL	Km.dl.	STG	DL	YL	ÖL	HL	
1	2004						136,26	199.286	64.798	21.417	285.500	131,54						
2	2004						139,52	198.835	45.329	23.866	268.030	131,64						
3	2004						143,22	198.051	44.142	23.334	265.527	130,35						
4	2004						146,21	198.960	68.176	29.506	296.642	130,22						
5	2004						145,73	199.155	55.565	20.908	275.628	129,28						
6	2004						149,13	199.944	71.308	20.755	292.008	128,83						
7	2004						151,98	197.652	40.036	14.781	252.469	127,93						
8	2004						149,92	198.917	41.722	18.561	259.199	128,75						
9	2004						143,26	200.534	47.006	21.432	268.973	129,24						
10	2004						142,87	201.077	46.433	22.164	269.673	128,62						
11	2004						139,35	202.310	48.658	23.984	274.953	129,15						
12	2004						142,65	202.179	46.696	62.701	311.576	128,47						

BHM félögin hjá ríkinu, alls

		Karlur						Allir						Konur				
MA	AR	STG	DL	YL	ÖL	HL	STG	DL	YL	ÖL	HL	Km.dl	STG	DL	YL	ÖL	HL	
1	2004	1.524,26	262.215	69.552	8.129	339.896	4.662,59	244.077	62.411	16.326	322.814	156,68	3.138,34	235.268	58.943	20.307	314.517	
2	2004	1.521,97	262.552	67.118	13.204	342.874	4.658,54	244.412	57.268	17.349	319.030	157,37	3.136,58	235.611	52.489	19.360	307.460	
3	2004	1.537,65	262.723	71.080	7.310	341.114	4.688,99	244.590	60.323	15.063	319.975	156,56	3.151,34	235.742	55.074	18.845	309.661	
4	2004	1.532,92	262.979	74.737	17.516	355.231	4.678,61	245.048	71.554	24.971	341.573	155,97	3.145,69	236.310	70.002	28.604	334.917	
5	2004	1.528,80	262.874	76.813	6.894	346.581	4.681,79	245.368	67.836	14.954	328.158	154,91	3.152,99	236.881	63.483	18.862	319.226	
6	2004	1.556,69	261.955	71.364	8.935	342.253	4.785,72	244.543	60.949	14.384	319.877	153,24	3.229,03	236.150	55.928	17.012	309.089	
7	2004	1.550,43	261.628	65.967	6.590	334.185	4.785,30	244.050	55.610	12.053	311.713	153,62	3.234,87	235.625	50.646	14.672	300.942	
8	2004	1.572,97	261.464	65.947	6.984	334.395	4.804,88	244.413	58.069	12.827	315.309	153,85	3.231,91	236.114	54.235	15.671	306.020	
9	2004	1.535,74	264.870	70.061	41.936	376.868	4.715,61	246.832	60.340	34.242	341.414	154,71	3.179,87	238.121	55.645	30.526	324.291	
10	2004	1.512,18	264.942	70.521	7.242	342.705	4.700,15	246.972	60.872	15.020	322.864	153,64	3.187,97	238.449	56.295	18.709	313.453	
11	2004	1.508,57	265.362	70.031	7.698	343.090	4.696,32	247.530	59.904	14.489	321.923	153,68	3.187,75	239.091	55.111	17.703	311.905	
12	2004	1.516,48	265.471	67.945	46.040	379.456	4.714,97	248.194	60.706	53.764	362.664	153,37	3.198,49	240.003	57.273	57.426	354.702	

3.3 Kennarasamband Íslands, ríkisstarfsmenn

Kennarasamband Íslands, ríkisstarfsmenn

MA	AR	Kartar					Allir					Konur					
		STG	DL	YL	ÖL	HL	STG	DL	YL	ÖL	HL	STG	DL	YL	ÖL	HL	
1	2004	682,85	241.090	107.196	208	348.494	1.331,30	238.186	81.187	296	319.668	166,15	648,45	235.128	53.798	388	289.314
2	2004	673,92	241.218	120.928	201	362.347	1.308,03	238.337	95.179	192	333.708	166,76	634,11	235.276	67.813	181	303.270
3	2004	674,26	241.142	124.886	196	366.224	1.306,92	238.327	99.879	199	338.405	165,77	632,67	235.326	73.229	203	308.757
4	2004	679,18	241.289	121.271	10.242	372.802	1.307,54	238.471	97.706	10.345	346.522	164,94	628,37	235.426	72.235	10.457	318.118
5	2004	675,26	241.865	108.270	255	350.390	1.303,24	238.903	88.107	232	327.242	163,90	627,98	235.718	66.425	207	302.350
6	2004	672,06	242.072	29.832	84	271.988	1.304,38	239.149	25.729	69	264.948	162,85	632,32	236.044	21.369	53	257.466
7	2004	667,58	242.398	9.305	33	251.736	1.295,15	239.513	8.279	47	247.839	163,83	627,57	236.445	7.188	62	243.695
8	2004	673,36	243.652	39.583	14	283.249	1.345,79	239.959	29.517	36	269.512	164,13	672,43	236.260	19.438	58	255.756
9	2004	669,81	243.003	150.958	189	394.150	1.340,23	239.733	121.362	159	361.254	163,28	670,42	236.466	91.793	128	328.387
10	2004	669,26	243.094	127.731	115	370.940	1.341,26	239.784	104.343	194	344.321	162,09	672,01	236.488	81.051	273	317.811
11	2004	660,69	243.082	128.137	323	371.541	1.325,23	239.931	104.513	303	344.747	161,87	664,54	236.798	81.026	282	318.107
12	2004	653,45	242.978	135.028	38.446	416.451	1.319,14	239.901	109.064	37.784	386.750	161,09	665,69	236.881	83.579	37.135	357.595

Félag íslenskra flugumferðarstjóra

MA	AR	<i>Karlar</i>					<i>Allir</i>						Km.dl.	<i>Konur</i>				
		STG	DL	YL	ÖL	HL	STG	DL	YL	ÖL	HL	STG		DL	YL	ÖL	HL	
1	2004	82,51	341.843	147.254	172.165	661.262	106,66	327.268	128.028	162.341	617.637	233,90	24,15	277.471	62.341	128.777	468.589	
2	2004	82,54	342.899	121.435	158.268	622.601	106,69	328.178	106.732	150.656	585.566	235,26	24,15	277.865	56.481	124.642	458.987	
3	2004	81,80	344.146	125.008	155.387	624.541	105,95	329.136	110.069	148.274	587.479	234,56	24,15	278.295	59.466	124.184	461.945	
4	2004	83,92	345.939	141.902	169.945	657.786	109,61	330.052	123.717	161.736	615.504	233,89	25,69	278.153	64.311	134.919	477.383	
5	2004	85,61	344.799	144.777	160.445	650.021	111,12	329.724	127.724	150.795	608.242	231,76	25,51	279.131	70.493	118.409	468.034	
6	2004	85,32	342.204	145.752	165.629	653.585	112,40	327.518	130.450	154.989	612.958	228,51	27,08	281.249	82.239	121.467	484.955	
7	2004	88,17	344.163	135.586	163.724	643.473	115,82	328.879	123.561	153.522	605.962	230,48	27,65	280.142	85.216	120.990	486.348	
8	2004	85,12	341.729	147.941	158.757	648.427	113,10	326.418	136.064	150.097	612.579	228,76	27,98	279.839	99.934	123.751	503.524	
9	2004	87,10	340.993	137.856	158.214	637.064	116,04	325.400	120.775	147.618	593.793	227,08	28,94	278.471	69.370	115.727	463.568	
10	2004	88,70	340.499	112.612	152.444	605.555	118,35	325.208	97.143	143.301	565.652	225,24	29,65	279.466	50.868	115.950	446.284	
11	2004	86,66	342.493	124.946	154.537	621.975	115,80	326.605	110.051	144.974	581.630	225,76	29,14	279.358	65.759	116.536	461.653	
12	2004	84,64	342.946	117.913	191.026	651.885	113,29	326.952	108.634	182.814	618.400	224,94	28,65	279.700	81.221	158.555	519.476	

Kjarafélag Tæknifræðingafélags Íslands

MA	AR	<i>Karlar</i>					<i>Allir</i>						Km.dl.	<i>Konur</i>				
		STG	DL	YL	ÖL	HL	STG	DL	YL	ÖL	HL	STG		DL	YL	ÖL	HL	
1	2004						131,92	272.785	112.134	22.541	407.460	161,38						
2	2004						128,30	274.480	113.239	18.474	406.193	162,88						
3	2004						132,10	274.129	109.138	16.801	400.068	161,71						
4	2004						126,40	275.609	110.867	20.336	406.811	161,67						
5	2004						124,39	277.155	113.976	19.719	410.849	161,26						
6	2004						129,91	274.413	109.928	17.098	401.439	158,48						
7	2004						128,00	275.145	107.317	13.066	395.529	159,61						
8	2004						127,40	274.997	102.975	16.376	394.348	159,53						
9	2004						126,25	276.913	125.636	17.172	419.722	159,96						
10	2004						127,04	277.948	111.924	15.847	405.719	159,35						
11	2004						128,64	277.398	116.991	15.377	409.767	158,72						
12	2004						130,10	278.079	113.715	52.801	444.595	158,37						

Læknafélag Íslands, sjúkrahúslæknar

MA	AR	Karlur				
		STG	DL	YL	ÖL	HL
1	2004	355,59	450.787	127.047	173.490	751.325
2	2004	356,17	430.307	124.681	161.078	716.066
3	2004	350,92	427.183	119.510	166.729	713.422
4	2004	347,00	433.961	119.833	183.964	737.759
5	2004	343,31	435.137	124.921	183.088	743.146
6	2004	343,02	435.335	105.707	168.326	709.369
7	2004	350,42	448.022	104.239	152.821	705.081
8	2004	342,39	431.773	113.707	163.906	709.386
9	2004	345,58	428.810	121.538	167.990	718.339
10	2004	347,26	431.077	127.884	168.582	727.543
11	2004	341,42	429.544	119.522	161.271	710.337
12	2004	340,13	430.065	124.580	206.479	761.124

Allir						
STG	DL	YL	ÖL	HL	Km.dl.	
491,62	430.767	132.074	157.483	720.323	188,42	
496,40	415.248	129.433	147.294	691.975	182,18	
492,06	411.732	128.086	152.485	692.303	179,58	
483,88	417.567	131.268	168.922	717.757	181,10	
485,23	417.153	132.053	165.952	715.158	179,45	
507,93	406.367	118.073	146.785	671.225	173,51	
516,11	425.090	109.814	138.594	673.499	182,32	
502,51	404.340	118.729	140.864	663.933	173,42	
486,06	412.610	124.941	152.653	690.204	176,22	
489,85	413.863	130.889	152.774	697.526	175,43	
484,43	412.219	124.280	145.783	682.282	174,39	
488,15	410.100	127.467	188.809	726.376	172,68	

Konur				
STG	DL	YL	ÖL	HL
136,03	378.431	145.215	115.638	639.284
140,23	377.000	141.502	112.283	630.785
141,15	373.317	149.409	117.070	639.795
136,88	376.007	160.255	130.792	667.054
141,92	373.650	149.305	124.500	647.455
164,91	346.113	143.794	101.978	591.884
165,69	376.591	121.606	108.506	606.703
160,12	345.682	129.468	91.593	566.743
140,47	372.756	133.312	114.922	620.990
142,60	371.943	138.206	114.276	624.426
143,01	370.857	135.637	108.808	615.303
148,02	364.224	134.101	148.205	646.530

Starfsmannafélag Sinfóníuhljómssv. Ísl.

MA	AR	Karlur				
		STG	DL	YL	ÖL	HL
1	2004	44,25	241.683	7.687	0	249.370
2	2004	44,46	242.800	7.069	0	249.869
3	2004	45,07	242.526	7.514	0	250.040
4	2004	44,00	242.953	2.693	10.032	255.678
5	2004	45,50	241.860	3.281	0	245.141
6	2004	45,28	245.909	10.432	0	256.341
7	2004	43,66	238.468	2.587	0	241.054
8	2004	43,50	238.281	2.596	0	240.878
9	2004	43,37	242.047	5.195	0	247.243
10	2004	43,05	244.928	26.194	0	271.121
11	2004	42,82	244.330	12.316	0	256.646
12	2004	43,55	242.597	2.801	38.755	284.153

Allir						
STG	DL	YL	ÖL	HL	Km.dl.	
83,60	239.181	9.026	0	248.207	168,08	
83,58	239.736	8.003	0	247.739	168,99	
83,19	239.799	7.554	0	247.353	168,04	
83,30	240.031	3.265	10.017	253.313	167,25	
84,80	239.021	3.557	0	242.578	165,20	
86,67	241.296	8.859	0	250.156	165,53	
80,88	236.707	2.952	0	239.659	163,11	
81,00	237.071	3.258	965	241.294	163,36	
82,43	238.810	4.737	0	243.547	163,86	
83,05	239.979	24.293	0	264.271	163,43	
82,68	239.526	12.653	0	252.179	162,80	
83,55	239.054	3.134	37.897	280.085	161,72	

Konur				
STG	DL	YL	ÖL	HL
39,35	236.367	10.532	0	246.898
39,12	236.253	9.065	0	245.318
38,12	236.575	7.601	0	244.175
39,30	236.758	3.907	10.001	250.666
39,30	235.734	3.876	0	239.610
41,39	236.250	7.139	0	243.389
37,22	234.642	3.380	0	238.021
37,50	235.667	4.025	2.085	241.777
39,06	235.216	4.228	0	239.444
40,00	234.653	22.246	0	256.899
39,86	234.364	13.016	0	247.380
40,00	235.196	3.495	36.964	275.655

Stéttarfélag verkfræðinga

		Kartlar						Allir						Konur					
MA	AR	STG	DL	YL	ÖL	HL	STG	DL	YL	ÖL	HL	Km.dl.	STG	DL	YL	ÖL	HL		
1	2004	195,63	292,132	104,808	10,000	406,940	222,98	291,054	99,253	9,513	399,821	159,34	27,35	283,346	59,523	6,033	348,902		
2	2004	200,65	290,657	108,379	24,265	423,300	229,37	289,516	102,235	23,307	415,058	158,98	28,72	281,546	59,313	16,615	357,474		
3	2004	199,60	291,622	111,386	14,243	417,251	226,95	291,330	106,401	14,889	412,620	159,03	27,35	289,199	70,026	19,601	378,826		
4	2004	202,40	292,140	110,966	18,149	421,255	231,00	291,230	105,912	17,818	414,960	158,08	28,59	284,786	70,133	15,480	370,399		
5	2004	204,97	292,693	116,844	9,527	419,064	235,41	291,884	110,511	8,812	411,207	157,15	30,44	286,440	67,861	3,993	358,294		
6	2004	205,89	292,031	100,105	8,859	400,995	237,80	291,053	96,413	8,163	395,629	155,54	31,91	284,744	72,592	3,671	361,007		
7	2004	203,13	293,610	105,618	8,180	407,407	236,06	292,791	99,600	7,595	399,986	157,17	32,93	287,742	62,474	3,990	354,206		
8	2004	199,96	293,875	99,787	12,578	406,240	232,55	293,169	92,619	11,406	397,194	157,37	32,59	288,837	48,630	4,216	341,682		
9	2004	194,67	294,804	120,473	12,890	428,166	222,98	295,304	112,730	11,870	419,903	157,85	28,31	298,742	59,483	4,853	363,078		
10	2004	196,44	296,138	110,528	8,461	415,127	222,13	296,462	106,226	8,101	410,789	157,28	25,69	298,944	73,336	5,347	377,628		
11	2004	198,73	295,482	111,942	7,750	415,173	225,62	295,365	105,525	7,435	408,325	156,39	26,89	294,499	58,100	5,110	357,708		
12	2004	196,52	295,956	119,623	54,043	469,622	224,48	295,519	111,332	53,531	460,383	155,74	27,96	292,451	53,063	49,939	395,454		

Kaupmáttur miðast við meðaltal ársins 1997 = 100,00.

Heilsugæslulæknar

		Kartlar						Allir						Konur					
MA	AR	STG	DL	YL	ÖL	HL	STG	DL	YL	ÖL	HL	Km.dl.	STG	DL	YL	ÖL	HL		
1	2004	85,17	449,077	56,077	294,887	800,042	118,18	433,847	54,527	264,849	753,223	271,28	33,01	394,548	50,526	187,341	632,415		
2	2004	85,31	453,616	53,080	339,658	846,354	115,62	441,385	52,462	301,791	795,638	276,83	30,31	406,950	50,723	195,193	652,866		
3	2004	86,82	449,994	56,092	342,048	848,134	117,57	439,057	57,115	306,711	802,883	273,75	30,75	408,174	60,006	206,930	675,110		
4	2004	88,58	452,660	63,454	303,036	819,151	121,75	436,141	64,794	272,801	773,736	270,41	33,17	392,030	68,372	192,064	652,466		
5	2004	91,32	443,109	52,979	291,905	787,993	124,66	430,081	54,151	260,343	744,574	264,48	33,34	394,399	57,361	173,898	625,658		
6	2004	100,05	427,695	57,689	249,325	734,710	139,82	410,865	58,671	231,746	701,281	250,79	39,78	368,534	61,140	187,532	617,207		
7	2004	100,73	425,905	51,896	235,048	712,849	137,38	415,980	53,650	230,229	699,859	255,05	36,65	388,700	58,473	216,983	664,156		
8	2004	99,31	426,724	62,311	261,017	750,052	138,09	413,939	60,986	249,509	724,435	253,80	38,78	381,201	57,594	220,040	658,835		
9	2004	84,03	458,429	59,422	308,831	826,684	119,39	442,445	61,889	287,237	791,570	270,13	35,36	404,456	67,746	235,914	708,116		
10	2004	87,96	451,836	53,772	275,159	780,767	125,86	436,818	55,870	249,239	741,928	264,70	37,90	401,969	60,741	189,093	651,803		
11	2004	89,44	452,714	58,606	254,404	765,724	125,73	439,144	59,586	229,383	728,113	265,58	36,30	405,709	61,999	167,726	635,433		
12	2004	88,51	443,756	61,021	294,391	799,168	123,65	433,147	61,179	271,074	765,400	260,72	35,15	406,427	61,579	212,353	680,359		

Ýmsir, ríkisstarfsmenn

Kjaranefnd prófessorar *Kaupmáttur miðast við meðaltal ársins 1997 = 100,00*

MA	AR	Kjarlar				Allir				Konur							
		STG	DL	YL	ÖL	HL	STG	DL	YL	ÖL	HL	STG	DL	YL	ÖL	HL	
1	2004	160,50	365,279	65,864	30,711	461,853	192,34	363,141	59,787	29,729	452,657	182,23	31,84	352,366	29,153	24,779	406,298
2	2004	162,40	365,317	34,603	23,528	423,448	194,24	363,194	34,560	21,495	419,249	188,83	31,84	352,366	34,340	11,125	397,831
3	2004	161,67	364,326	35,694	19,382	419,401	193,51	362,358	35,142	18,023	415,523	187,29	31,84	352,366	32,340	11,125	395,831
4	2004	160,40	365,555	36,707	18,229	420,491	191,71	363,281	34,232	17,099	414,612	186,71	31,31	351,632	21,552	11,313	384,496
5	2004	162,40	365,858	43,756	23,898	433,511	194,24	363,646	40,499	23,404	427,549	185,38	31,84	352,366	23,892	20,884	397,142
6	2004	162,40	365,808	45,216	19,392	430,416	194,24	363,605	54,312	18,836	436,752	183,98	31,84	352,366	100,706	15,999	469,071
7	2004	164,38	365,612	46,970	25,666	428,248	196,22	363,462	39,291	23,212	425,985	184,73	31,84	352,366	51,272	10,539	414,177
8	2004	163,85	363,946	47,597	11,610	453,153	195,69	362,062	46,038	51,973	460,072	184,02	31,84	352,366	38,015	105,295	495,675
9	2004	159,37	367,672	45,811	465,055	878,538	190,87	365,797	45,007	460,109	870,913	185,13	31,50	356,310	40,939	435,083	832,332
10	2004	158,37	367,326	40,286	24,166	431,778	190,20	365,511	46,614	22,474	434,600	183,60	31,83	356,481	78,101	14,057	448,638
11	2004	158,37	367,661	54,177	21,748	443,587	190,20	365,790	51,274	20,461	437,525	183,38	31,83	356,481	36,827	14,057	407,365
12	2004	158,51	367,808	43,821	70,447	482,076	190,34	365,914	43,228	69,608	478,751	182,58	31,83	356,481	40,277	65,435	462,193

Kjaradómur aðrir

MA	AR	Kjarlar				Allir				Konur							
		STG	DL	YL	ÖL	HL	STG	DL	YL	ÖL	HL	STG	DL	YL	ÖL	HL	
1	2004	66,07	451,090	0	41,975	493,064	89,07	444,624	0	39,323	483,948	139,88	23,00	426,053	0	31,708	457,761
2	2004	66,17	457,739	0	41,365	499,104	89,07	449,586	0	38,918	488,504	141,87	22,90	426,027	0	31,847	457,873
3	2004	65,53	451,438	0	43,082	494,520	89,15	444,819	0	39,848	484,667	139,54	23,62	426,453	0	30,876	457,329
4	2004	64,17	453,971	0	53,234	507,206	90,45	446,299	0	48,195	494,493	139,22	26,28	427,564	0	35,890	463,455
5	2004	72,75	446,743	0	39,431	486,174	99,02	441,640	0	36,545	478,184	136,65	26,27	427,507	0	28,551	456,058
6	2004	65,58	446,826	0	40,044	486,870	89,58	441,392	0	37,457	478,848	135,56	24,00	426,541	0	30,387	456,928
7	2004	60,59	450,145	0	43,344	493,489	85,28	443,406	0	39,347	482,753	136,79	24,69	426,870	0	29,538	456,407
8	2004	63,95	445,915	0	42,029	487,945	89,10	437,070	0	37,925	474,995	134,83	25,16	414,588	0	27,493	442,081
9	2004	60,26	455,382	0	43,842	499,224	89,43	443,734	0	36,904	480,638	136,31	29,17	419,674	0	22,572	442,246
10	2004	63,72	458,831	0	63,119	521,950	90,26	448,686	0	52,223	500,909	136,80	26,54	424,329	0	26,062	450,391
11	2004	62,73	454,196	0	42,084	496,280	91,20	445,115	0	36,744	481,859	135,44	28,47	425,105	0	24,978	450,084
12	2004	59,97	465,448	0	82,902	548,350	87,21	452,667	0	75,815	528,482	137,09	27,24	424,527	0	60,212	484,738

Ýmsir, ríkisstarfsmenn

Mars 2005

Kaupmátur miðast við 03/1993 = 100,00

Kjaranefnd aðrir

Kerlar		Allir					Konur									
MA	AR	STG	DL	YL	ÖL	HL	STG	DL	YL	ÖL	HL	STG	DL	YL	ÖL	HL
1	2004	251,02	455,354	14,136	106,526	576,017	319,31	448,710	13,593	102,568	564,871	68,29	424,287	11,597	88,018	523,901
2	2004	249,64	455,012	14,494	99,814	569,320	321,40	448,964	13,863	98,790	561,617	71,76	427,926	11,666	95,226	534,818
3	2004	249,53	454,363	13,896	100,558	568,816	320,33	447,768	13,296	97,757	558,821	70,80	424,524	11,185	87,887	523,596
4	2004	250,28	455,052	13,604	100,682	569,338	321,08	448,667	13,071	104,138	565,876	70,80	426,097	11,185	116,355	553,637
5	2004	248,57	455,104	14,095	101,798	570,997	320,13	448,302	13,418	98,988	560,708	71,56	424,673	11,067	89,227	524,966
6	2004	252,02	454,809	12,795	106,588	574,192	323,32	448,296	12,340	106,847	567,483	71,30	425,275	10,730	107,761	543,766
7	2004	253,18	454,867	12,582	101,140	568,589	324,48	448,364	12,175	98,593	559,132	71,30	425,275	10,730	89,548	525,553
8	2004	251,15	455,114	13,548	100,343	569,005	321,45	448,556	12,965	99,580	561,101	70,30	425,127	10,883	96,850	532,860
9	2004	251,66	455,279	14,256	100,226	569,761	322,05	448,950	13,724	98,094	560,769	70,39	426,326	11,822	90,473	528,621
10	2004	259,30	454,808	15,200	97,525	567,533	330,72	448,814	14,434	96,262	559,510	71,42	427,052	11,652	91,675	530,379
11	2004	262,06	454,021	13,770	96,172	563,963	337,23	447,762	13,168	95,313	556,243	75,17	425,939	11,071	92,321	529,330
12	2004	263,60	454,162	16,947	155,381	626,490	335,77	448,527	16,645	155,720	620,892	72,17	427,947	15,541	156,958	600,446

Útan félaga

Kerlar		Allir					Konur									
MA	AR	STG	DL	YL	ÖL	HL	STG	DL	YL	ÖL	HL	STG	DL	YL	ÖL	HL
1	2004	65,58	339,787	107,919	36,980	484,686	78,48	338,692	100,402	36,862	475,956	12,90	333,126	62,189	36,263	431,578
2	2004	65,87	338,743	104,748	34,773	478,264	78,87	337,719	100,329	34,562	472,610	13,00	332,533	77,939	33,492	443,963
3	2004	63,85	337,816	109,759	28,106	475,682	76,76	337,010	105,911	27,869	470,790	12,91	333,021	86,877	26,697	446,595
4	2004	62,87	335,826	107,487	35,629	478,942	75,87	335,262	102,115	35,627	473,004	13,00	332,533	76,135	35,620	444,289
5	2004	61,79	336,267	108,812	29,194	474,274	74,79	335,618	101,473	28,728	465,819	13,00	332,533	66,587	26,512	425,632
6	2004	61,29	338,679	111,005	27,441	477,125	74,29	337,604	102,291	27,278	467,173	13,00	332,533	61,209	26,512	420,254
7	2004	61,00	337,315	109,324	27,525	474,164	74,00	336,475	100,458	27,347	464,280	13,00	332,533	58,857	26,512	417,902
8	2004	59,85	339,085	105,591	28,055	472,731	72,85	337,916	97,181	27,691	462,788	13,00	332,533	58,465	26,013	417,011
9	2004	61,92	340,741	96,574	27,602	464,916	72,92	340,037	91,193	28,076	459,306	11,00	336,079	60,908	30,743	427,730
10	2004	57,33	350,553	109,522	30,376	490,450	68,33	348,223	106,623	30,435	485,280	11,00	336,079	91,512	30,743	458,334
11	2004	56,97	351,282	113,339	30,665	495,286	67,85	348,646	108,451	30,732	487,828	10,88	334,844	82,854	31,082	448,780
12	2004	56,35	352,422	125,225	77,832	555,479	66,71	348,644	117,187	78,147	543,977	10,36	328,091	73,464	79,860	481,415

Kjaradómur, dómarrar

MA	AR	<i>Karlar</i>					<i>Allir</i>					Km.dl.	<i>Konur</i>				
		STG	DL	YL	ÖL	HL	STG	DL	YL	ÖL	HL		STG	DL	YL	ÖL	HL
1	2004	35,00	469.267	0	238.628	707.894	47,00	467.277	0	229.910	697.187	221,10	12,00	461.474	0	204.485	665.959
2	2004	35,00	469.267	0	210.229	679.496	47,00	467.277	0	218.070	685.347	221,77	12,00	461.474	0	240.941	702.415
3	2004	38,27	467.365	0	204.306	671.672	50,27	465.959	0	207.469	673.428	219,85	12,00	461.474	0	217.557	679.031
4	2004	38,38	467.342	6.941	225.335	699.619	50,38	465.944	5.288	221.428	692.661	218,61	12,00	461.474	0	208.933	670.407
5	2004	35,55	469.687	1.535	212.390	683.612	49,78	466.277	1.826	214.368	682.472	216,98	14,24	457.764	2.555	219.308	679.627
6	2004	35,00	470.142	779	215.391	686.313	49,12	466.631	2.592	211.235	680.457	215,54	14,12	457.925	7.086	200.928	665.939
7	2004	35,00	470.142	2.003	219.385	691.530	47,34	467.742	2.249	215.754	685.745	217,02	12,34	460.932	2.948	205.453	669.333
8	2004	35,00	471.679	807	224.654	697.140	46,00	469.754	614	229.698	700.065	217,95	11,00	463.628	0	245.746	709.374
9	2004	36,00	469.243	758	247.092	717.092	48,00	467.301	568	233.682	701.551	215,90	12,00	461.474	0	193.454	654.928
10	2004	36,02	467.987	884	206.491	675.361	50,02	465.217	4.635	208.395	678.248	213,32	14,00	458.089	14.288	213.296	685.673
11	2004	37,00	468.807	1.474	210.779	681.060	51,00	465.865	1.694	209.624	677.182	213,20	14,00	458.089	2.273	206.572	666.934
12	2004	37,00	467.979	1.229	259.137	728.345	51,00	465.264	1.694	253.530	720.488	211,92	14,00	458.089	2.923	238.713	699.724

Kjaranefnd Prestar Þjóðkirkjunnar*Kaupmáttur miðast við 01/1993 = 100,00 og tvöfalt mánaðarkaup greiddist í febrúar ár hvert sem og stöðugildi.*

MA	AR	<i>Karlar</i>					<i>Allir</i>					Km.dl.	<i>Konur</i>				
		STG	DL	YL	ÖL	HL	STG	DL	YL	ÖL	HL		STG	DL	YL	ÖL	HL
1	2004	107,94	297.152	0	98.686	395.838	143,94	296.842	0	96.543	393.385	214,91	36,00	295.914	0	90.117	386.032
2	2004	219,35	294.338	0	48.767	343.105	285,48	294.194	0	48.835	343.029	213,64	66,12	293.716	0	49.063	342.779
3	2004	109,54	297.421	0	98.404	395.825	146,07	297.028	0	96.230	393.258	214,43	36,53	295.848	0	89.711	385.559
4	2004	109,59	297.456	0	98.401	395.856	146,59	297.023	0	96.126	393.149	213,22	37,00	295.743	0	89.388	385.131
5	2004	109,26	297.288	274	97.893	395.455	146,55	296.888	204	95.689	392.782	211,39	37,29	295.718	0	89.232	384.950
6	2004	108,95	297.269	0	96.954	394.222	148,29	297.477	0	94.448	391.924	210,24	39,34	298.053	0	87.509	385.561
7	2004	171,82	296.601	0	62.138	358.739	230,13	296.678	0	61.266	357.944	210,61	58,31	296.907	0	58.694	355.601
8	2004	109,43	297.472	0	97.764	395.236	147,43	297.689	0	95.519	393.207	211,33	38,00	298.312	0	89.053	387.365
9	2004	108,61	297.902	466	98.053	396.421	147,52	297.910	343	95.645	393.899	210,59	38,92	297.933	0	88.926	386.858
10	2004	110,14	298.245	0	97.811	396.055	149,02	298.160	0	95.500	393.660	209,19	38,88	297.918	0	88.956	386.874
11	2004	113,81	297.694	0	97.289	394.983	151,60	297.929	0	95.599	393.527	208,61	37,79	298.635	0	90.507	389.143
12	2004	113,98	297.497	0	156.509	454.006	151,56	297.034	0	155.114	452.148	207,01	37,58	295.629	0	150.882	446.511

Stéttarfélag íslenskra lyfjafræðinga

Kaupmáttur miðast við meðaltal ársins 1991 = 100,00

		<i>Karlar</i>						<i>Allir</i>						<i>Konur</i>				
MA	AR	STG	DL	YL	ÖL	HL	STG	DL	YL	ÖL	HL	Km.dl.	STG	DL	YL	ÖL	HL	
1	2004						39,36	300.577	65.234	17.293	383.104	147,96						
2	2004						39,43	298.392	63.722	15.372	377.486	147,33						
3	2004						39,85	298.025	70.288	18.494	386.806	146,28						
4	2004						37,89	301.241	76.072	29.307	406.620	147,03						
5	2004						37,96	359.264	37.754	20.226	417.244	173,92						
6	2004						38,85	356.737	31.534	18.400	406.672	171,42						
7	2004						46,03	359.660	15.271	13.427	388.357	173,60						
8	2004						36,63	354.495	29.296	23.929	407.720	171,10						
9	2004						36,99	360.965	24.031	19.142	404.138	173,49						
10	2004						38,06	357.377	26.322	17.491	401.189	170,48						
11	2004						38,44	359.257	33.702	19.199	412.158	171,04						
12	2004						38,56	354.552	30.357	56.019	440.928	168,00						

Starfsmannafélag Alþingis

Kaupmáttur miðast við 01/1991 = 100,00

		<i>Karlar</i>						<i>Allir</i>						<i>Konur</i>				
MA	AR	STG	DL	YL	ÖL	HL	STG	DL	YL	ÖL	HL	Km.dl.	STG	DL	YL	ÖL	HL	
1	2004	72,60	265.687	15.448	70.813	351.948	151,48	243.894	14.047	52.878	310.819	175,43	78,88	223.836	12.758	36.371	272.966	
2	2004	68,79	270.728	9.180	74.429	354.337	145,75	246.356	8.319	54.707	309.382	177,74	76,96	224.571	7.550	37.080	269.200	
3	2004	68,14	270.818	14.310	73.365	358.493	146,63	246.278	11.063	54.767	312.108	176,64	78,49	224.972	8.244	38.620	271.836	
4	2004	72,91	276.884	9.446	199.820	486.151	153,05	252.843	8.986	172.258	434.087	180,33	80,14	230.971	8.568	147.183	386.722	
5	2004	71,09	265.429	16.209	71.297	352.935	151,79	243.680	18.886	53.928	316.494	172,39	80,70	224.522	21.244	38.628	284.394	
6	2004	73,07	264.456	23.236	71.994	359.686	152,97	243.962	24.811	54.811	323.583	171,31	79,90	225.221	26.250	39.097	290.568	
7	2004	71,78	264.376	2.763	67.165	334.303	151,18	243.890	3.617	52.463	299.970	172,02	79,40	225.369	4.389	39.171	268.929	
8	2004	70,16	269.970	19.160	74.005	363.134	151,77	245.883	16.754	56.180	318.817	173,43	81,61	225.178	14.685	40.856	280.720	
9	2004	68,22	275.011	12.185	75.811	363.007	151,31	246.749	9.464	55.272	311.485	173,30	83,09	223.543	7.230	38.408	269.180	
10	2004	68,59	274.712	8.130	74.912	357.754	152,21	247.149	7.823	54.982	309.954	172,28	83,62	224.540	7.571	38.636	270.746	
11	2004	67,42	272.970	10.343	77.313	360.626	154,92	245.671	9.108	54.873	309.652	170,91	87,50	224.636	8.157	37.583	270.376	
12	2004	67,05	275.885	17.203	117.174	410.263	149,05	246.110	18.817	95.159	360.085	170,42	82,00	221.763	20.136	77.157	319.056	

3.5 Starfsmenn Reykjavíkurborgar

Kaupmátur hjá Reykjavíkurborg miðast við meðaltal 1990 = 100,00, nema annað sé tekið fram.

Starfsmannafélag Reykjavíkurborgar án háskólahóps																
		Kerlar				Allir				Konur						
MA	AR	STG	DL	YL	ÖL	HL	STG	DL	YL	ÖL	HL	STG	DL	YL	ÖL	HL
1	2004	669,62	149,721	72,441	18,033	240,195	1,716,26	146,463	42,279	10,211	198,953	1,046,64	144,378	22,983	5,207	172,567
2	2004	689,19	150,585	64,945	19,328	234,858	1,745,56	147,072	41,262	10,856	199,190	1,056,37	144,780	25,811	5,329	175,920
3	2004	681,27	150,074	62,343	18,710	231,127	1,735,16	146,690	38,971	10,601	196,262	1,053,89	144,503	23,863	5,359	173,725
4	2004	671,44	150,785	76,666	27,419	254,870	1,717,88	147,152	46,211	19,932	213,295	1,046,44	144,821	26,670	15,128	186,619
5	2004	700,81	150,112	63,329	17,595	231,036	1,789,28	146,210	39,266	10,078	195,554	1,088,47	143,697	23,774	5,238	172,709
6	2004	986,44	135,325	49,226	12,987	197,537	2,368,47	133,576	32,752	8,827	175,155	1,382,04	132,327	20,995	5,858	159,179
7	2004	1,001,22	132,825	44,540	11,718	189,083	2,391,14	130,340	29,216	7,838	167,395	1,389,92	128,550	18,177	5,044	151,772
8	2004	863,25	138,511	51,172	14,022	203,705	2,125,00	135,669	33,280	8,997	177,946	1,261,75	133,724	21,039	5,559	160,322
9	2004	682,65	150,658	66,131	18,708	235,497	1,697,22	147,510	40,613	10,989	199,112	1,014,56	145,392	23,443	5,796	174,631
10	2004	680,26	151,333	57,855	18,596	227,784	1,715,85	147,687	36,347	10,853	194,887	1,035,58	145,292	22,218	5,767	173,277
11	2004	686,52	150,682	59,712	19,326	229,719	1,715,72	147,756	39,939	11,005	198,700	1,029,20	145,805	26,749	5,455	178,008
12	2004	682,65	151,236	58,248	17,802	267,285	1,713,87	147,788	37,221	48,306	233,314	1,031,21	145,505	23,301	42,019	210,826

Starfsmannafélag Reykjavíkurborgar háskólahópur																
		Kerlar				Allir				Konur						
MA	AR	STG	DL	YL	ÖL	HL	STG	DL	YL	ÖL	HL	STG	DL	YL	ÖL	HL
1	2004	81,73	231,676	60,675	10,760	303,111	298,21	219,663	40,019	7,699	267,380	216,48	215,127	32,220	6,543	253,890
2	2004	81,51	232,890	62,071	10,670	305,631	299,14	218,545	40,987	7,817	267,349	217,63	213,172	33,091	6,748	253,011
3	2004	78,60	235,084	64,756	12,295	312,134	296,75	218,388	42,140	8,333	268,861	218,15	212,372	33,992	6,906	253,270
4	2004	78,69	235,750	68,172	21,700	325,622	301,16	218,208	44,155	17,376	279,739	222,47	212,003	35,660	15,847	263,510
5	2004	79,94	234,504	59,384	9,593	303,480	309,90	217,069	41,796	6,945	265,811	229,96	211,009	35,682	6,025	252,716
6	2004	85,56	230,457	69,058	12,935	312,450	325,01	216,712	42,422	7,753	264,888	239,45	209,086	32,905	5,902	247,893
7	2004	84,94	228,634	60,354	7,994	296,982	311,45	216,699	40,522	6,569	263,790	226,52	212,224	33,086	6,035	251,345
8	2004	87,68	228,124	54,183	9,058	291,366	315,52	215,487	36,684	6,597	258,769	227,84	210,624	29,950	5,650	246,224
9	2004	86,62	231,879	68,557	9,550	309,986	322,85	216,443	43,592	6,963	266,999	236,23	210,783	34,439	6,015	251,237
10	2004	86,91	232,767	67,740	9,404	309,911	325,46	216,240	43,098	6,952	266,290	238,55	210,219	34,121	6,058	250,398
11	2004	83,92	232,448	71,448	10,199	314,096	317,84	216,949	46,156	7,247	270,353	233,93	211,389	37,084	6,188	254,661
12	2004	82,33	230,004	67,329	48,416	345,750	320,16	215,236	42,202	44,481	301,919	237,83	210,123	33,503	43,119	286,745

Starfsmannafélag Reykjavíkurborgar alls.

MA	AR	<i>Karlar</i>					<i>Allir</i>						<i>Konur</i>				
		STG	DL	YL	ÖL	HL	STG	DL	YL	ÖL	HL	Km.dl.	STG	DL	YL	ÖL	HL
1	2004	751,35	158.636	71.161	17.242	247.038	2.014,47	157.299	41.945	9.839	209.083	156,74	1.263,12	156.504	24.566	5.436	186.505
2	2004	770,70	159.289	64.641	18.412	242.343	2.044,70	157.528	41.222	10.411	209.162	157,45	1.274,00	156.463	27.055	5.572	189.089
3	2004	759,87	158.867	62.593	18.046	239.506	2.031,90	157.161	39.434	10.269	206.865	156,16	1.272,04	156.142	25.600	5.624	187.366
4	2004	750,13	159.698	75.775	26.819	262.292	2.019,04	157.751	45.905	19.551	223.206	155,86	1.268,91	156.600	28.246	15.254	200.100
5	2004	780,75	158.753	62.925	16.776	238.454	2.099,17	156.670	39.640	9.615	205.926	153,54	1.318,43	155.437	25.851	5.375	186.663
6	2004	1.072,00	142.917	50.809	12.983	206.709	2.693,49	143.366	33.919	8.697	185.982	139,46	1.621,49	143.662	22.753	5.864	172.280
7	2004	1.086,16	140.317	45.777	11.427	197.520	2.702,59	140.292	30.519	7.692	178.503	137,08	1.616,44	140.276	20.267	5.183	165.725
8	2004	950,93	146.774	51.450	13.564	211.788	2.440,52	145.988	33.720	8.687	188.395	142,64	1.489,59	145.486	22.402	5.573	173.461
9	2004	769,27	159.803	66.404	17.677	243.884	2.020,06	158.527	41.089	10.346	209.962	154,24	1.250,79	157.742	25.520	5.837	189.099
10	2004	767,17	160.558	58.975	17.554	237.088	2.041,31	158.617	37.423	10.231	206.271	153,17	1.274,13	157.448	24.446	5.821	187.716
11	2004	770,43	159.588	60.990	18.332	238.910	2.033,56	158.571	40.910	10.418	209.899	152,83	1.263,13	157.951	28.663	5.591	192.204
12	2004	764,99	159.713	59.225	56.792	275.730	2.034,02	158.404	38.005	47.704	244.113	151,95	1.269,04	157.615	25.213	42.225	225.054

Félag íslenskra leikskólakennara hjá Reykjavíkurborg

MA	AR	<i>Karlar</i>					<i>Allir</i>						<i>Konur</i>				
		STG	DL	YL	ÖL	HL	STG	DL	YL	ÖL	HL	Km.dl.	STG	DL	YL	ÖL	HL
1	2004						446,96	190.380	22.266	5.957	218.603	164,01					
2	2004						446,72	190.729	25.260	1.386	217.374	164,81					
3	2004						447,64	191.120	24.952	1.452	217.523	164,18					
4	2004						448,10	191.061	25.391	12.537	228.989	163,20					
5	2004						449,71	190.757	29.527	1.850	222.134	161,62					
6	2004						453,27	193.617	24.066	5.595	223.277	162,83					
7	2004						435,74	194.382	21.418	1.807	217.607	164,20					
8	2004						457,44	193.777	18.627	1.196	213.600	163,69					
9	2004						466,99	193.291	24.194	1.137	218.622	162,59					
10	2004						471,95	193.569	25.860	1.519	220.948	161,60					
11	2004						467,59	193.525	27.289	1.251	222.065	161,25					
12	2004						463,07	194.254	26.871	52.704	273.829	161,10					

Sjúkraliðafélg Íslands hjá Reykjavíkurborg

MA	AR	Karlur				
		STG	DL	YL	ÖL	HL
1	2004					
2	2004					
3	2004					
4	2004					
5	2004					
6	2004					
7	2004					
8	2004					
9	2004					
10	2004					
11	2004					
12	2004					

Allir						Km.dl.
STG	DL	YL	ÖL	HL		
43,79	184.774	55.364	26.119	266.257	197,94	
43,14	184.154	26.747	24.464	235.364	197,88	
44,70	184.157	24.059	22.641	230.856	196,72	
44,52	184.875	49.824	32.034	266.733	196,38	
46,38	184.231	39.919	21.509	245.659	194,10	
45,60	183.954	34.985	20.991	239.931	192,38	
42,98	185.609	28.809	17.220	231.639	194,97	
42,88	184.249	26.642	13.944	224.835	193,54	
43,20	184.622	23.716	19.507	227.844	193,12	
41,99	184.344	24.007	26.945	235.296	191,38	
41,51	184.042	27.030	23.317	234.389	190,69	
41,71	182.546	29.189	59.551	271.286	188,25	

Konur				
STG	DL	YL	ÖL	HL

Háskólamenn innan BHM hjá Reykjavíkurborg

MA	AR	Karlur				
		STG	DL	YL	ÖL	HL
1	2004	58,93	281.764	71.574	1.090	354.428
2	2004	57,85	281.663	85.673	640	367.975
3	2004	56,66	283.917	84.301	343	368.561
4	2004	56,32	287.833	82.892	12.986	383.710
5	2004	57,99	278.739	79.202	1.555	359.495
6	2004	59,10	275.237	79.907	4.119	359.262
7	2004	55,58	277.177	70.584	1.623	349.383
8	2004	54,80	279.724	61.286	2.500	343.510
9	2004	54,90	281.535	87.523	2.551	371.608
10	2004	56,11	280.708	81.581	2.543	364.832
11	2004	57,11	282.279	81.560	2.665	366.505
12	2004	56,00	282.466	77.861	40.182	400.509

Allir						Km.dl.
STG	DL	YL	ÖL	HL		
272,96	242.957	37.933	6.947	287.838	194,80	
274,02	242.829	38.348	5.140	286.317	195,29	
275,32	242.723	40.492	5.067	288.282	194,06	
273,12	243.729	41.645	16.609	301.983	193,77	
272,56	242.499	40.623	5.833	288.954	191,22	
278,59	243.019	42.477	6.050	291.546	190,21	
267,97	242.877	35.586	5.425	283.889	190,95	
275,41	241.911	31.339	4.883	278.133	190,19	
276,80	242.606	39.373	5.732	287.711	189,93	
274,85	242.566	38.881	6.339	287.787	188,48	
275,82	242.873	46.769	5.759	295.402	188,34	
275,76	243.094	36.096	42.859	322.049	187,63	

Konur				
STG	DL	YL	ÖL	HL
214,03	232.272	28.671	8.560	269.502
216,17	232.436	25.683	6.345	264.464
218,66	232.048	29.140	6.291	267.480
216,80	232.271	30.930	17.550	280.751
214,57	232.704	30.197	6.989	269.890
219,49	234.344	32.398	6.570	273.313
212,39	233.901	26.428	6.420	266.749
220,62	232.519	23.901	5.475	261.895
221,90	232.975	27.460	6.519	266.954
218,74	232.782	27.929	7.313	268.024
218,71	232.583	37.684	6.567	276.835
219,76	233.062	25.455	43.541	302.058

Háskólamenn utan bandalaga hjá Reykjavíkurborg

MA	AR	Karlur					Allir					Km.dl.	Konur					
		STG	DL	YL	ÖL	HL	STG	DL	YL	ÖL	HL		STG	DL	YL	ÖL	HL	
1	2004						59,20	284.057	119.965	1.628	405.649	162,58						
2	2004						57,70	284.498	133.240	0	417.738	163,32						
3	2004						57,20	284.349	137.426	0	421.775	162,28						
4	2004						57,70	284.695	129.568	10.095	424.358	161,56						
5	2004						58,20	284.673	123.700	0	408.373	160,24						
6	2004						59,06	284.849	127.364	332	412.545	159,15						
7	2004						57,95	285.106	113.693	0	398.799	160,00						
8	2004						59,20	284.792	106.057	0	390.850	159,83						
9	2004						58,20	285.160	121.621	0	406.781	159,36						
10	2004						57,20	287.391	135.365	1.419	424.175	159,40						
11	2004						56,30	291.191	120.979	1.535	413.705	161,19						
12	2004						55,77	290.811	112.186	40.655	443.652	160,22						

Kennarahópur hjá Reykjavíkurborg (Voru í verkfalli frá og með 20.09. -13.11)

Kaupmáttur miðast við 08/1996 = 100,00

MA	AR	Karlur					Allir					Km.dl.	Konur					
		STG	DL	YL	ÖL	HL	STG	DL	YL	ÖL	HL		STG	DL	YL	ÖL	HL	
1	2004	300,74	233.339	50.595	174	284.108	1.485,83	222.039	36.062	-86	258.015	167,60	1.185,09	219.172	32.374	-152	251.393	
2	2004	297,19	233.290	56.704	-740	289.254	1.485,87	221.729	39.769	-407	261.092	167,88	1.188,68	218.839	35.535	-324	254.050	
3	2004	304,55	232.777	60.114	-354	292.537	1.488,34	222.184	43.525	-302	265.408	167,23	1.183,79	219.459	39.258	-288	258.429	
4	2004	301,52	234.405	55.143	-592	288.956	1.481,63	222.865	40.124	-340	262.649	166,80	1.180,11	219.917	36.286	-276	255.927	
5	2004	296,32	234.970	61.546	45.773	342.290	1.493,34	222.169	41.944	46.074	310.187	164,93	1.197,01	219.000	37.091	46.148	302.239	
6	2004	292,47	233.138	18.150	10	251.299	1.481,82	221.821	14.561	-80	236.301	163,45	1.189,35	219.037	13.678	-103	232.613	
7	2004	287,63	234.501	4.660	-764	238.396	1.454,41	222.983	2.745	-459	225.269	165,04	1.166,79	220.144	2.273	-384	222.033	
8	2004	287,47	235.090	16.757	8	251.855	1.497,28	223.604	10.806	-21	234.389	165,50	1.209,81	220.875	9.392	-28	230.239	
9	2004																	
10	2004																	
11	2004																	
12	2004	297,13	246.916	56.621	160.167	463.704	1.497,79	236.994	40.615	167.042	444.652	172,21	1.200,66	234.539	36.654	168.744	439.937	

4. Ýmislegt

4.1 Vísitala neysluverðs (framfærsluvísitala) með grunn 1981:

Hér að neðan er yfirlit yfir þróun vísitölu neysluverðs, eins og hún er útgefin af Hagstofu Íslands.

Þessi grunnur er notaður í útreikningum KOS, þegar vegið er með neysluverðs-vísitölunni.

Vísitala neysluverðs frá 1981 samkvæmt Hagstofu Íslands

Álm.	jan.	feb.	mar.	apr.	maí	jún.	júl.	ágú.	sep.	okt.	nóv.	des.
1981	100,00	101,60	104,70	109,40	109,80	115,70	118,30	119,60	124,30	127,50	131,50	138,70
1982	141,10	144,30	152,00	158,80	159,90	168,80	173,60	178,80	194,00	202,10	210,10	221,70
1983	230,90	241,90	267,20	285,40	298,50	327,20	340,00	362,50	365,20	376,50	386,90	391,60
1984	394,40	397,00	401,30	407,00	410,60	420,20	424,10	430,70	433,40	438,20	443,80	465,30
1985	485,40	502,10	515,70	524,40	535,40	545,30	558,50	575,30	590,20	603,30	616,60	632,50
1986	651,10	666,00	655,80	659,80	671,10	675,50	678,40	686,10	694,20	697,20	711,50	718,00
1987	734,60	745,40	756,50	767,00	776,40	791,90	805,80	825,80	835,20	849,00	876,10	893,40
1988	926,60	934,40	943,00	956,60	973,40	1.006,90	1.041,80	1.063,40	1.071,20	1.074,80	1.075,50	1.077,50
1989	1.095,50	1.112,00	1.142,50	1.167,30	1.190,30	1.225,40	1.233,90	1.250,50	1.275,90	1.301,10	1.320,70	1.349,30
1990	1.355,70	1.377,80	1.389,20	1.393,40	1.406,00	1.415,70	1.425,00	1.429,40	1.429,20	1.433,10	1.442,90	1.446,40
1991	1.455,50	1.459,80	1.463,30	1.470,10	1.487,70	1.508,20	1.518,00	1.529,70	1.538,90	1.551,00	1.557,50	1.555,80
1992	1.559,60	1.566,10	1.563,30	1.563,20	1.562,10	1.567,60	1.571,50	1.571,50	1.569,90	1.570,90	1.570,90	1.579,10
1993	1.597,50	1.608,50	1.610,40	1.615,00	1.618,80	1.617,80	1.632,20	1.647,30	1.652,50	1.662,20	1.662,20	1.654,00
1994	1.648,30	1.649,90	1.651,80	1.653,80	1.653,80	1.655,70	1.658,60	1.659,60	1.664,50	1.662,50	1.661,60	1.662,50
1995	1.675,20	1.677,10	1.674,20	1.672,30	1.675,20	1.677,10	1.682,00	1.688,80	1.694,70	1.702,40	1.696,60	1.695,60
1996	1.702,40	1.705,40	1.708,30	1.711,20	1.721,90	1.720,00	1.721,90	1.732,60	1.736,50	1.737,50	1.738,50	1.730,70
1997	1.736,50	1.737,50	1.736,50	1.749,20	1.746,20	1.750,10	1.753,10	1.757,90	1.764,70	1.770,60	1.768,60	1.765,70
1998	1.754,40	1.771,60	1.778,40	1.782,30	1.788,10	1.791,00	1.787,10	1.777,40	1.779,30	1.787,10	1.792,0	1.788,70
1999	1.798,80	1.795,90	1.804,60	1.814,40	1.823,10	1.838,20	1.844,20	1.851,20	1.867,00	1.881,60	1.881,70	1.888,10
2000	1.902,60	1.897,50	1.911,50	1.923,40	1.930,80	1.938,50	1.948,20	1.938,20	1.942,20	1.961,60	1.966,90	1.966,70
2001	1.970,30	1.973,90	1.985,60	2.009,90	2.038,10	2.069,30	2.085,30	2.092,00	2.105,80	2.119,30	2.126,60	2.136,50
2002	2.156,20	2.150,30	2.159,40	2.160,30	2.159,40	2.168,70	2.170,60	2.158,90	2.170,10	2.181,40	2.177,50	2.179,00
2003	2.186,80	2.183,10	2.206,50	2.209,10	2.205,80	2.207,20	2.205,10	2.203,10	2.218,70	2.228,90	2.232,00	2.238,70
2004	2.239,60	2.232,80	2.246,00	2.258,70	2.277,20	2.294,20	2.284,00	2.284,00	2.293,70	2.311,00	2.315,60	2.326,50

REGLUGERÐ UM NEFND UM KJARARANNSÓKNIR
OPINBERRA STARFSMANNA

1. gr.

Nefnd um kjararannsóknir opinberra starfsmanna starfar í þeim tilgangi að safna saman og miðla upplýsingum um kjör starfsmanna hjá opinberum aðilum, kjör annarra launþega og þróun launa og kjaramála almennt til þeirra, sem að nefndinni standa, sbr. 4. gr.

2. gr.

Nefndin aflar upplýsinga um kjör, sbr. 1. gr., sem hér segir:

1. Með söfnun, skipulagningu og skráningu upplýsinga um laun og önnur kjaraatriði opinberra starfsmanna, sem aðilar að nefndinni leggja henni til.
2. Með öflun og skipulegri skráningu upplýsinga frá öðrum aðilum, sem stunda reglubundnar kjararannsóknir.
3. Með gerð sérstakra athugana, sem aðilar að nefndinni ákveða hverju sinni.

3. gr.

Nefndin miðlar upplýsingum til þeirra opinberu vinnuveitenda, sem láta nefndinni í té upplýsingar og stéttarfélag starfsmanna þeirra með reglulegum skýrslum og sérstökum skýrslum eftir því sem við á.

Allar upplýsingar, sem safnað er eða unnar eru á vegum nefndarinnar, aðrar en þær, sem nefndin birtir, sbr. fyrri málsgrein, eru trúnaðarmál og er einstökum aðilum að nefndinni óheimilt að notfæra sér þær eða birta án samþykkis allra nefndarmanna.

4. gr.

Nefndin er skipuð 10 fulltrúum. Tveir fulltrúar vinnuveitenda eru tilnefndir af fjármálaráðherra, einn af launanevnd sveitarfélaga, einn af Reykjavíkurborg og einn úr hópi forsvarsmanna sjálfseignarstofnana samkvæmt nánari ákvörðun fjármálaráðherra.

Þrjú fulltrúar launþega skulu tilnefndir af BSRB, einn af BHMR og einn af KÍ. Nefndin skiptir með sér verkum og ákveður sér framkvæmdastjórn.

5. gr.

Nefndin setur sér starfsreglur, m.a. um starfssvið og starfshætti og ákveður nánar með hvaða hætti hún hagar störfum að verkefnum skv. 1.-3. grein. Nefndin skal kosta kapps um að skapa einhug um lausn þeirra verkefna sem henni eru falin. Ákvarðanir um verkefni og birtingu á niðurstöðum verða ekki teknar með afli atkvæða.

6. gr.

Kostnaður vegna starfa nefndarinnar greiðist úr ríkissjóði samkvæmt fjárveitingum í fjárlögum. Nefndin ræður sér sjálf starfsmenn.

7. gr.

Reglugerð þessi er sett samkvæmt lögum nr. 94 31. desember 1986, um kjarasamninga opinberra starfsmanna og öðlast þegar gildi.

Fjármálaráðuneytið 7. júlí 1987

Þorsteinn Pálsson (sign)
Indriði H. Þorláksson (sign)



**Kjararannsóknarnefnd
opinberra starfsmanna
Borgartúni 21, 105 R.**